

Contents

Preliminary Information

About <i>Meet the Music Friends</i>	3
To the Teacher	3
CD Track List	3

Lesson Plans

Lesson One: Meet the Music Friends	4
Overview	4
Detailed Lesson Plan	5
Lesson Two: Keyboard Concepts	14
Overview	15
Detailed Lesson Plan	15
Lesson Three: Loud and Soft	21
Overview	21
Detailed Lesson Plan	22
Lesson Four: Fast and Slow	29
Overview	29
Detailed Lesson Plan	30
Lesson Five: Review	37
Overview	37
Detailed Lesson Plan	38



Alfred Music
P.O. Box 10003
Van Nuys, CA 91410-0003
alfred.com

Copyright © MMXI by Alfred Music
All rights reserved. Produced in USA.

No part of this book shall be reproduced, arranged, adapted, recorded, publicly performed, stored in a retrieval system, or transmitted by any means without written permission from the publisher. In order to comply with copyright laws, please apply for such written permission and/or license by contacting the publisher at alfred.com/permissions.

ISBN-10: 0-7390-8112-8
ISBN-13: 978-0-7390-8112-9

Cover art by Christine Finn

Preliminary Information



About Meet the Music Friends

Meet the Music Friends was written to provide an introduction to music and the piano for four- and five-year olds. It consists of a series of five lessons that include singing, listening, movement, rhythm activities, and beginning activities at the keyboard. The lessons center around the adventures of Beethoven Bear and Mozart Mouse, characters who live in the piano classroom of a music store, as they learn about music. After completing the five lessons, students should begin Level 1 of the *Music for Little Mozarts* piano course.

To The Teacher

Meet the Music Friends was designed to be taught in a music classroom with one keyboard instrument. Other materials needed to teach the five lessons are:

Curriculum Book with CD (37545)

Music Workbook for each student (37548)

Beethoven Bear Plush Animal (14654)

Mozart Mouse Plush Animal (14653)

Clara Schumann-Cat Plush Animal (19767)

CD Player

Crayons for each student

The Curriculum Book contains complete lesson plans for a classroom lesson of 45-60 minutes. Each lesson plan consists of three parts: 1) a list of teaching materials needed for the lesson; 2) a lesson overview – a brief summary of what is included in the lesson; 3) a detailed lesson plan, including step-by-step instructions for teaching the curriculum. When first teaching the curriculum, most teachers will want to follow the detailed lesson plan. After having taught the course a few times, teachers can easily follow the lesson overview.

The authors hope that you and your students enjoy your musical adventures with your music friends, Beethoven Bear and Mozart Mouse.

CD Track List

Track	Title
1	Hello Song
2	High and Low Song
3	The Itsy Bitsy Spider
4	Johnny Works with One Hammer
5	Goodbye Song
6	Mozart Mouse's Song
7	If You're Happy and You Know It
8	Beethoven Bear's Song
9	The Old Gray Cat
10	The Whole Note Song

Part 4: Up and Down

Teacher

1. Say: "We know that music can sound high or low. Music can also go up and down."
2. Ask: "Who knows the song about *The Itsy Bitsy Spider*? It sounds like this. (Demonstrate the first few lines of the song.) In the song, the spider goes up the waterspout and then back down. Let's stand and sing the song and do the motions."
 - Play *The Itsy Bitsy Spider* (🎧³). Sing and do the motions.

Students

1. Stand, sing, and imitate motions.



The Itsy Bitsy Spider

Liltingly (♩ = 69)

p



The it - sy bit - sy spi - der went up the wa - ter spout;

7



down came the rain and washed the spi - der out. Out came the sun and

13



dried up all the rain, and the it - sy bit - sy spi - der went up the spout a - gain.

19

mf Heavily



The great big— spi - der went up the wa - ter spout;

26



down came the rain and washed the spi - der out. Out came the sun and dried up all the

33



rain, and the great big— spi - der went up the spout a - gain.

Lesson 3


Loud and Soft

Musical Concept Emphasis: Half Note, Loud and Soft

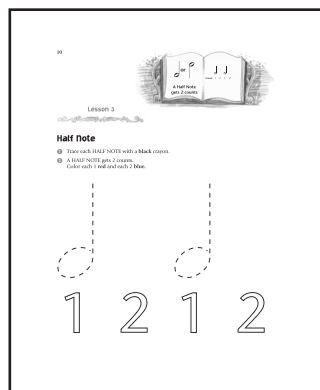


Teaching Materials


- Meet the Music Friends* Curriculum Book and CD
- CD player
- Meet the Music Friends* Music Workbook for each student (pages 9-11)
- Beethoven Bear, Mozart Mouse, and Clara Schumann-Cat plush animals
- Crayons for each student



page 9



page 10



page 11

Note: Students can begin Music Workbook pages in the lesson and complete them at home.

Lesson 3 Overview

Part 1: Hello Song and Review Two- and Three-Black-Key Groups

- *Hello Song* (🎵 1)
- Review finger numbers.
- Review and play groups of two black keys.
- *If You're Happy and You Know It* (🎵 7)
- Review and play groups of three black keys.

Part 2: Quarter Note Review

- *Mozart Mouse's Song* (🎵 6)
- Complete Music Workbook, page 9.

Part 3: Loud and Soft

- Read story.

Part 4: Half Notes, Loud and Soft Sounds

- *Beethoven Bear's Song* (🎵 8)
- Introduce half notes
- Complete Music Workbook, pages 10–11.

Part 5: Goodbye Song

- *Goodbye Song* (🎵 5)

Part 3: Fast and Slow

Teacher

1. Say: "It is time for us to see what our music friends, Beethoven Bear and Mozart Mouse, are doing today. Do you think they will have another lesson with Clara Schumann-Cat? Listen to our story and find out!"
2. Read the story aloud.

Students

1. Sit and listen.

Chapter 4: Fast and Slow

Mozart Mouse and Beethoven Bear were discussing all of the things they had learned from the children's piano classes and from Clara Schumann-Cat. Mozart Mouse began the list. "We know high and low," he said. "And up and down," Beethoven Bear added.

Mozart Mouse continued, "We know our groups of two and three black keys."

"And don't forget that we know quarter and half notes, too!" Beethoven Bear reminded him. Then he asked Mozart Mouse a question. "What's your favorite song we have learned so far?"

Mozart Mouse thought for just a second. "Why, the song that has my name in it, of course—*Mozart Mouse's Song!* What about you? Which song do you like best?"

"That's easy!" Beethoven Bear exclaimed. "I like *Beethoven Bear's Song* best because it has my name in it, too!"

Then Beethoven Bear had another question. "I wonder if anyone has ever written a song for Clara Schumann-Cat?"

"We can ask her tonight!" Mozart Mouse exclaimed. "The music store is closed, and she should be here any minute."

It wasn't long until the music friends heard the familiar "tap-tap-tap" on the piano room door.

"Hi, Clara!" they cried as she walked into the room. "We have a question for you," Mozart Mouse announced. "Beethoven Bear and I were wondering if anyone has ever written a song about you?"

Clara Schumann-Cat purred with satisfaction. "Actually, I have had several songs written about me." She swished her tail excitedly.


"Will you teach them to us?" Beethoven Bear asked.

"I will someday," Clara promised. "But tonight, I have a song about another cat. It is about an old, grey cat. It will teach you something new about playing piano: we can play fast, and we can play slow."

"Oh! I've always wanted to play fast!" Beethoven Bear exclaimed.

"Then let's listen to the song and see what it is all about."

Clara Schumann-Cat took the music friends over to the CD player, and their lesson began.



Part 1: Hello Song

Teacher	Students
1. Sing <i>Hello Song</i> (🎵 1) with the movements. (See page 5 for lyrics.)	1. Stand, sing, and follow the teacher's movements.

Part 2: The Recital

Teacher	Students
1. Say: "Mozart Mouse and Beethoven Bear are waiting for Clara to arrive for their piano lesson. Let's find out what they are doing." 2. Read the story aloud.	1. Sit and listen.

Chapter 5: The Music Friends' Recital

Mozart Mouse and Beethoven Bear were very busy preparing for their fifth piano lesson. They had decided that they wanted to surprise Clara Schumann-Cat by performing some of the pieces she had taught them!

Mozart Mouse was writing down the names of the pieces. "Help me decide which piece we should play first," said Mozart Mouse.

"I know!" Beethoven Bear exclaimed. "I think we should start with *If You're Happy and You Know It*. I just love playing the two and three black key groups!"

"That's a good idea," said Mozart Mouse as he wrote down the name of the piece. "Then

we should each play our name pieces. You can play yours first," Mozart Mouse offered graciously.

"Okay," Beethoven Bear agreed. "What about *The Whole Note Song*? Should we sing that for Clara?"

"Yes!" Mozart Mouse replied. "And I think we should end with *The Old Gray Cat*."

"Perfect!" Beethoven Bear said. "Should we decorate the program for Clara?"

"That would be fun!" Mozart Mouse answered as he handed Beethoven Bear some crayons. Together, they created a very beautiful program.