


BASIC FIDDLERS

philharmonic

CELTIC FIDDLE TUNES

andrew h. dabczynski & bob phillips



Welcome to *Basic Fiddlers Philharmonic: Celtic Fiddle Tunes*

Alfred's *Fiddlers Philharmonic* series has developed out of a love for fiddle music in all its many forms and styles. *Basic Fiddlers Philharmonic: Celtic Fiddle Tunes* presents a set of tunes that sound great with beginning string players. These Celtic Fiddle Tunes have roots in Irish, Scottish, Welsh, and Irish-American folk music, as well as 19th-century popular music. They often can be sung with fun and easy words. With *Basic Fiddlers Philharmonic: Celtic Fiddle Tunes*, beginning string players will develop critical string-playing skills, and also learn how to improvise, arrange, and create satisfying musical presentations both alone and with friends. Students with various levels of ability can learn the tunes and play them together using the unique and effective *Fiddlers Philharmonic* format. Students can play along with the recording.

Following some historical background, each tune is presented in a basic, simplified version intended for the beginning player. Where appropriate, words are provided so students can sing along. A more advanced version of the tune appears next, with some musical variations that are designed to challenge and motivate students. A back-up part is then provided where students can improvise simple accompanying harmonies and rhythms using the printed parts as a departure point. All parts can be played together in any combination. The last page of the book provides students with additional simple-but-effective ideas for fiddling improvisation. More information, ideas for teachers, and piano accompaniments are included elsewhere in the comprehensive Teacher's Score.

So rosin up the bow, dive in, and have fun with *Basic Fiddlers Philharmonic: Celtic Fiddle Tunes!*

CONTENTS

	<i>Page</i>	<i>Audio Tracks</i>
Rakes of Mallow	2	2-4
John Ryan's Polka	4	5-7
Skye Boat Song	6	8-10
The Girl I Left Behind Me	8	11-13
The Minstrel Boy	10	14-16
The Wind That Shakes the Barley	12	17-19
MacPherson's Lament	14	20-22
Breakdown Hornpipe	16	23-25
The Irish Washerwoman	18	26-28
Haste to the Wedding	20	29-31
Harvest Home Hornpipe	22	32-34
Ideas for Improvisation	24	



Stream or download the audio content for this book.
To access, visit: alfred.com/redeem
Enter the following code:



Copyright © 2009 by Alfred Music
All rights reserved. Printed in USA.
ISBN-10: 0-7390-6238-7 (Book & Online Audio)
ISBN-13: 978-0-7390-6238-8 (Book & Online Audio)



Rakes of Mallow

The “Rakes of Mallow” is such a well-known tune that it is often considered a “standard” among Irish fiddle players. Like most fiddle tunes, no one knows exactly who composed it—or when—but it first appeared in tune collections before 1750. It was originally a tavern song, and is known by other titles. Those titles include “The Galway Piper” and “Piping Tim,” with fun words about the town piper (flute or whistle player).

Lyrics

Ev'ry person in the nation
 Whether great or humble station
 Holds in highest estimation
 Piping Tim of Galway.
 Loudly can he play high or low,
 He can move you fast or slow,
 Touch your hearts or stir your toe
 Piping Tim of Galway.

(A reproducible vocal lead sheet is included in the Teacher's Score)







Basic Tune

Irish Reel



Track 2

Lively (♩ = 130)



Rakes of Mallow



Track 3

Lively (♩ = 130)

Advanced Tune


Irish Reel



5



9



13



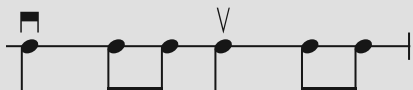
Back-up Directions

Basic back-up — play the notes in each measure as printed.

Regular back-up — play the notes in each measure using the Shuffle Pattern.

Advanced back-up — play the notes in each measure using the On/Off Pattern.

Shuffle Pattern




On/Off Pattern



Track 4

Lively (♩ = 130)


Back-up Part



5



9



13



Improvised back-up — On your own, try making up a rhythm pattern and deciding what notes to play (choose from the printed notes, or talk with your teacher about using other chord tones).