

# TABLE OF CONTENTS

|  |    |
|--|----|
| Acknowledgements.....                        | 3  |
| Playing with Children and Mother Goose ..... | 4  |
| 10 Ways to Make RhymePlay Playful .....      | 5  |
| Glossary.....                                | 7  |
| RhymePlays                                   |    |
| Baa Baa Black Sheep.....                     | 9  |
| Diddle Diddle Dumpling.....                  | 13 |
| Hickory Dickory Dock.....                    | 18 |
| Humpty Dumpty .....                          | 22 |
| Jack and Jill.....                           | 26 |
| Jack Be Nimble .....                         | 31 |
| Jack Sprat.....                              | 34 |
| Little Bo Peep .....                         | 37 |
| Little Miss Muffett .....                    | 41 |
| Mary Mary Quite Contrary.....                | 45 |
| Old Mother Hubbard.....                      | 49 |
| Pat-a-Cake.....                              | 53 |
| Peas Porridge Hot.....                       | 59 |
| Peter, Peter Pumpkin Eater .....             | 64 |
| Simple Simon .....                           | 68 |
| Wee Willie Winkie .....                      | 72 |
| FAQs for the Author.....                     | 78 |
| About the Author.....                        | 84 |
| Picture Cards .....                          | 85 |

# Humpty Dumpty

Humpty Dumpty sat on a wall  
Humpty Dumpty had a great fall  
All the king's horses and all the king's men  
Couldn't put Humpty together again.

## FINGERPLAY (Coordinate speech with movement)

### SPEAKING

**Humpty Dumpty sat on a wall**


### MOVING

Closed fist sits on top of the other arm  
(or two fingers "dangle" and swing over edge of horizontal arm)



**Humpty Dumpty had a great fall**

Fist falls to the floor, with open palm up



# READINGPLAY (Coordinate speech with symbols)

WHEN YOU SPEAK THESE WORDS

POINT TO THIS SYMBOL

**Humpty Dumpty**



**Sat on a wall**



**Humpty Dumpty**




**Had a great fall**



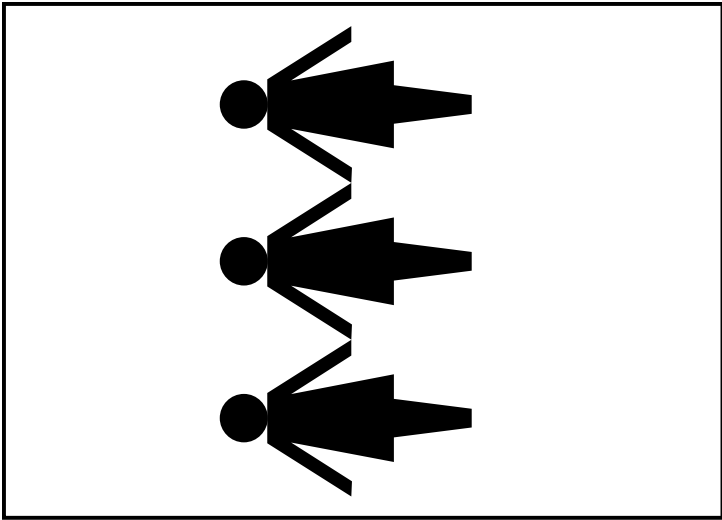
**All the king's horses and all the king's men**




**Couldn't put Humpty together again.**



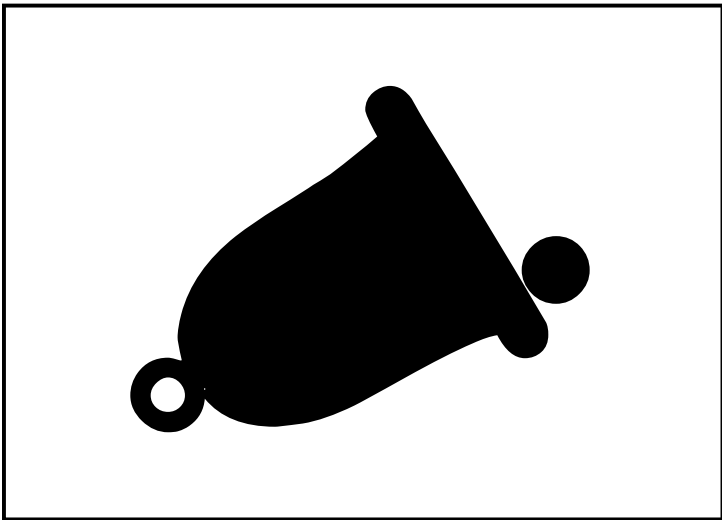
Write this symbol score on paper and point to each symbol while you and your child say the words that each symbol represents. Allow children to have a solo turn as each speaks the rhyme (alone) and points to the symbols. Any other simple symbols can be used to represent the word clusters of the rhyme.




For use with: Mary Mary Quite Contrary



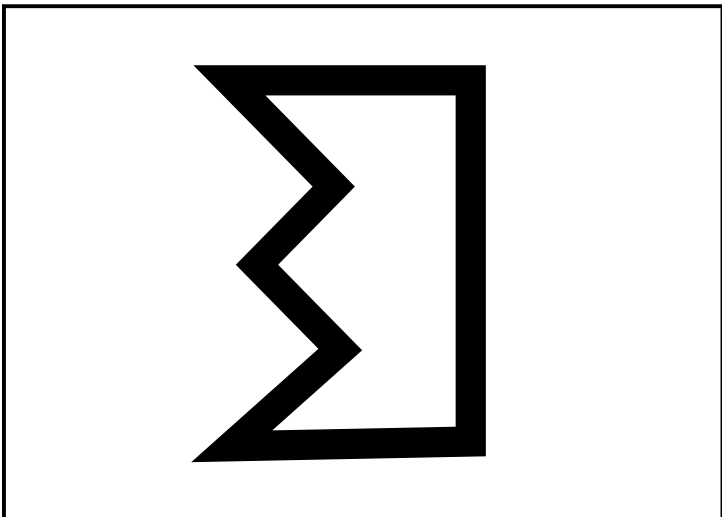
For use with: Wee Willie Winkie



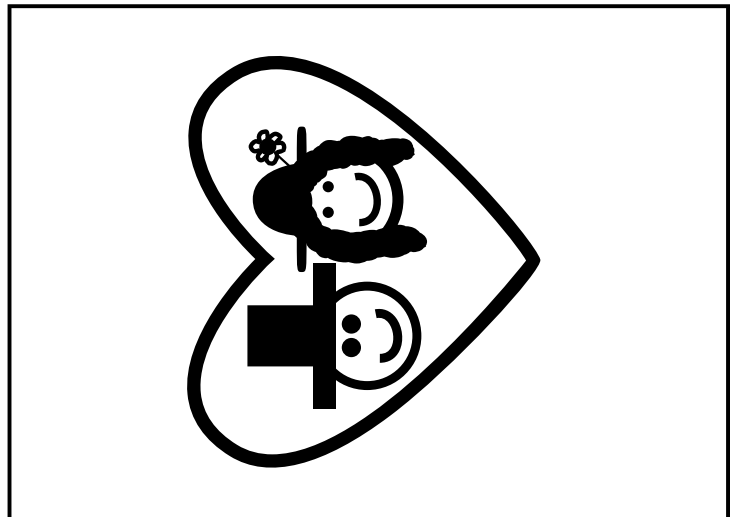
For use with: Mary Mary Quite Contrary



For use with: Peter Peter Pumpkin Eater



For use with: Jack and Jill



For use with: Peter Peter Pumpkin Eater