

# BASIC INSTRUCTOR

## GUITAR VOL. 1

### JERRY SNYDER

Types of Guitars .....	2
Tuning the Guitar .....	3
Music Fundamentals .....	4
Playing Positions .....	6
Fretting Hand Position.....	7

#### SECTION ONE: CHORDS & ACCOMPANIMENT

##### KEY OF D

D Chord; A7 Chord.....	9
<i>Some Folks Do</i> .....	10
<i>He's Got the Whole World in His Hands</i> .....	11
<i>Good News</i> .....	11
Free Stroke (Thumb or Pick) .....	12
Bass Chord / Thumb Brush.....	12
<i>Puttin' On the Style</i> .....	13
<i>Hey Lolly, Lolly Lo</i> .....	13
Bass Chord / Thumb Brush 3/4.....	14
<i>Down in the Valley</i> .....	14
G Chord .....	15
<i>Beautiful Brown Eyes</i> .....	16
<i>On Top of Old Smoky</i> .....	17
Bass Chord / Thumb Brush Alternating.....	18
<i>Banks of the Ohio</i> .....	18

##### KEY OF G

D7 Chord .....	19
<i>Tom Dooley</i> .....	20
<i>Good News</i> .....	20
Bass Chord / Thumb Scratch Down and Up	21
<i>This Train Is Bound for Glory</i> .....	21
C Chord.....	22
<i>Worried Man Blues</i> .....	23
<i>Give Me That Old Time Religion</i> .....	23
<i>Study War No More</i> .....	24
Bass Chord / Thumb Scratch Down and Up	25
Alternating.....	25
<i>The Midnight Special</i> .....	27

##### KEY OF A

A Chord.....	28
E7 Chord.....	29
<i>Just a Closer Walk with Thee</i> .....	30
Swing Eighths (Shuffle Beat) .....	31
Basic Blues Strum.....	31
<i>Depression Blues</i> .....	31
Power Chords; <i>Open Five Power</i> .....	32
Palm Mute; Open Sixth Chords.....	33
<i>A Blues Shuffle</i> .....	33

##### KEY OF E

E Chord; B7 Chord.....	34
Bass Chord / Thumb Brush 3/4.....	35
<i>Amazing Grace</i> .....	36
<i>Hush, Little Baby</i> .....	36
Mute; Blues Strum .....	37
<i>C. C. Rider</i> .....	38
<i>Bricks in My Pillow</i> .....	38

##### KEY OF E MINOR

Em Chord; Am Chord .....	39
<i>This Old Hammer</i> .....	40
<i>St. Louis Blues</i> .....	41

This course is designed for individual or group instruction. Volume 1 is divided into two sections: Section One focuses on chords, theory, accompaniment, and songs; Section Two focuses on notation, music fundamentals, solos, and ensembles. The material becomes progressively more difficult in both sections and should be learned concurrently.

##### KEY OF C

G7 Chord .....	42
<i>Pay Me My Money Down</i> .....	43
<i>Now the Day Is Over</i> .....	43
Thumb Sweep; Calypso Strum .....	44
<i>Everybody Loves Saturday Night</i> .....	44
<i>Banana Boat Song</i> .....	45
F Chord; Small Bar .....	46
<i>Oh, Danny Boy</i> .....	48
Grand Bar .....	49
<i>Hard, Ain't It Hard; John Hardy</i> .....	50
Fingerstyle Free Strokes .....	51
Bass Chord / Thumb Pluck 3/4.....	52
<i>Streets of Laredo</i> .....	52
Bass Chord / Thumb Pluck 4/4.....	53
<i>Kum Ba Yah</i> .....	53
Broken Chord / Plucking Arpeggio 3/4 .....	54
<i>Silent Night</i> .....	54
Broken Chord / Plucking Arpeggio 4/4.....	55
<i>Children, Go Where I Send Thee</i> .....	55
Broken Chord / Plucking Arpeggio 3/4 .....	56
<i>Greensleeves (What Child Is This)</i> .....	56
Broken Chord / Arpeggio 4/4.....	57
<i>Joshua Fit the Battle of Jericho</i> .....	57
<i>Cruel War</i> .....	57
Pinch Technique.....	58
<i>What Shall We Do with a Drunken Sailor?</i> .....	58
Calypso Arpeggio .....	59
<i>Sloop John B.</i> .....	59

##### FINGER-PICKING

Pickstyle and Fingerstyle.....	60
<i>Reuben's Train</i> .....	61
<i>Little Maggie</i> .....	61
<i>When the Saints Go Marching In</i> .....	62
Other Patterns.....	63
<i>Froggy Went A-Courtin'</i> .....	63
Pinch Patterns .....	64
<i>Railroad Bill</i> .....	64
<i>Michael, Row the Boat Ashore</i> .....	65
<i>Every Night When the Sun Goes Down</i> .....	65

#### SECTION TWO: NOTATION

Pickstyle; Fingerstyle .....	66
Explanation of Symbols.....	67

##### NOTES ON THE 3RD STRING

G: Open; Whole Note; Half Note.....	68
A: 2nd Fret.....	68
Quarter Note .....	69

##### NOTES ON THE 2ND STRING

B: Open; <i>At Pierrot's Door</i> .....	70
C: 1st Fret; <i>Nancy; First Duet</i> .....	71
Dotted Half Note; 3/4 Time Signature.....	72
<i>Wendy's Mood</i> .....	72
D: 3rd Fret .....	73
<i>Jesu, Joy of Man's Desiring</i> (melody).....	73
<i>Lightly Row</i> (duet) .....	73
<i>Ode to Joy; Aura Lee</i> .....	74
Eighth Notes.....	74
2/4 Time Signature; Repeat Signs.....	75
<i>Little Bird</i> (melody).....	75

##### NOTES ON THE 1ST STRING

E: Open .....	76
<i>At Pierrot's Door</i> (duet); <i>Long, Long Ago</i> .....	76
<i>Ned's Blues</i> (melody) .....	77
Dotted Quarter Note .....	77
<i>Michael, Row the Boat Ashore</i> .....	77
<i>All Through the Night</i> .....	77
Tie; <i>Beautiful Brown Eyes</i> .....	78
F: 1st Fret.....	78
<i>Plaisir d'Amour</i> .....	79
Quarter Rest; Dynamic Signs .....	79
<i>Symphony No. 1</i> (melody) .....	79
G: 3rd Fret .....	80
<i>Ode to Joy</i> (melody); <i>Andante</i> (melody).....	80
Tempo Markings.....	80

##### BASS STRINGS

G: 3rd Fret, 6th String.....	81
A: Open, 5th String.....	81
<i>Ned's Blues</i> (bass) .....	81
B: 2nd Fret, 5th String .....	82
<i>At Pierrot's Door</i> (bass) .....	82
C: 3rd Fret, 5th String.....	82
<i>Marianne</i> (trio).....	83
D: Open, 4th String.....	83
<i>Little Bird</i> (bass); <i>Round</i> .....	84
E: 2nd Fret, 4th String .....	84
<i>Mary's Theme; Ode to Joy</i> (bass) .....	85
F: 3rd Fret, 4th String .....	85
<i>Andante</i> (bass) .....	85
<i>Old Joe Clark; Symphony No. 1</i> (bass).....	86
<i>Ode to Joy</i> (alto) .....	86
Fermata; <i>Doxology</i> (duet).....	87
First and Second Endings .....	87
<i>Chorale No. 303</i> (melody).....	87
Sharps and Naturals .....	88
F#: 2nd Fret, 1st String.....	88
<i>Choucounne</i> .....	88
G Major Scale .....	88
<i>Folk Song</i> .....	89
F#: 4th Fret, 4th String.....	89
<i>All Through the Night</i> (duet) .....	89
E & F#: Open & 2nd Fret, 6th String .....	90
<i>Jesu, Joy of Man's Desiring</i> (alto & bass) .....	90
G Scale, Two Octaves .....	90
More Sharps; Chromatic Scale .....	91
<i>Chorale No. 303</i> (bass) .....	91
<i>Greensleeves</i> (duet) .....	92
<i>Ode to Joy</i> (optional part).....	93
<i>Bourree</i> (duet).....	93
A: 5th Fret, 1st String.....	94
<i>Du, Du Liegst Mir Im Herzen</i> (duet) .....	94
<i>House of the Rising Sun</i> (trio) .....	94
<i>Now the Day Is Over</i> (trio) .....	95
<i>Scarborough Fair</i> (trio) .....	96



Alfred Music  
16320 Roscoe Blvd., Suite 100  
P.O. Box 10003  
Van Nuys, CA 91410-0003  
alfred.com

Third Edition  
Copyright © MMIX by Alfred Music  
All rights reserved. Produced in USA.

Cover Photos:  
Classical guitar by Richard Bruné.  
Fender Stratocaster courtesy of Fender Musical Instruments, Inc.  
Martin D-16 acoustic courtesy of the Martin Guitar Company.


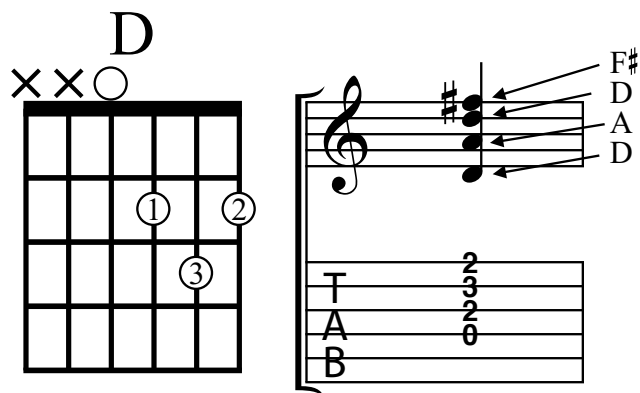
Book ISBN-10: 0-7390-5849-5  
ISBN-13: 978-0-7390-5849-7  
Book & CD ISBN-10: 0-7390-5851-7  
ISBN-13: 978-0-7390-5851-0  
CD ISBN-10: 0-7390-5850-9  
ISBN-13: 978-0-7390-5850-3

# SECTION ONE: CHORDS & ACCOMPANIMENT

## KEY OF D

### D Chord

In the key of D, the D chord functions as “home base.” Songs in the key of D almost always begin and end on the D chord. Place the fingers of the fretting hand just behind the frets. If the fretted string produces a “buzz,” you either need to press more firmly or move the fingers closer toward the fret.

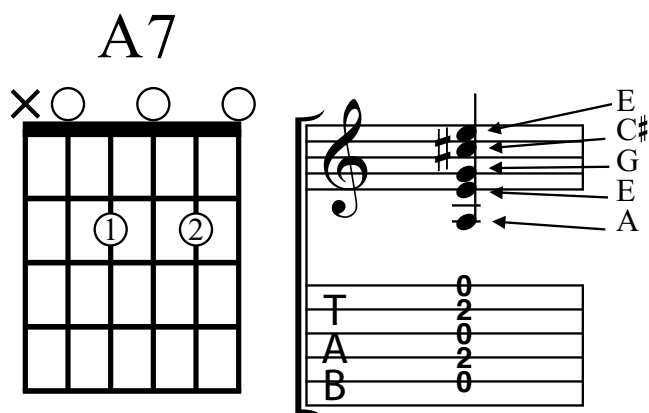


#### **THEORY**

The D chord is built upon the first tone (*do*) of the D scale and is called the *tonic* or *I chord*.

### A7 Chord

In the key of D, the A7 chord plays a dominant role. Notice that most of the songs in the key of D end with the chord progression A7 to D. The A7 chord contains a C-sharp (C#).



#### **THEORY**

The A7 chord is built on the fifth tone (*sol*) of the D scale, and is called the *dominant 7th* or *V7 chord*.

Using a **down-stroke** with a pick or a **brush strum** with the fingers, practice the following chord drills. Strum the D chord from the 4th string. Strum the A7 chord from the 5th string. Repeat each drill several times. Each slash (/) represents one count and one strum.

**CD 2.1**

2

Key Signature

D

Rest 4 counts

Count: 1 2 3 4 1 2 3 4

**CD 2.2**

3

A7

**CD 2.3**

4

D

A7

**TRANSPORTATION:** When changing from the D chord to the A7 chord, quickly lift the fingers of the left hand off the fingerboard simultaneously, and simultaneously place the fingers in the new chord position.

**5**

D

A7

*Some Folks Do*

Stephen Foster

**CD 3**

First Note

Slowly

D

A7

D

1. Some folks like to sigh;  
2. Some folks get grey hair;

some folks do,  
some folks do,

some folks do.  
some folks do.

Some folks long to die,  
Brood - ing o - ver cares, }

but that's not me or you.