Grade Level: 2

THE HIGHLAND/ETLING STRING ORCHESTRA SERIES

EAR-IGAMI

By Richard Meyer (ASCAP)

INSTRUMENTATION

Conductor Score	1
Violin I	8
Violin II	8
Viola	5
Cello	5
String Bass	5
Percussion (Tom-Tom, Wind Chimes)	2

EAR-IGAMI

Ear-igami is a fascinating musical tribute to the ancient Japanese art of paper folding. Instead of a bow, each performer uses a piece of paper to make sounds and "play" their instrument. Your audience will be entranced as they watch and hear the variety of effects possible in this charming set of pentatonic variations. Premiered by the composer's middle school orchestra, this music is sure to intrigue high school and adult musicians as well. Nothing like it!

HIGHLAND/ETLING
A DIVISION OF Alfred

Please note: Our band and orchestra music is now being collated by an automatic high-speed system. The enclosed parts are now sorted by page count, rather than score order.

Preview Only
Legal Use Requires Purchase

Notes to the Conductor

Bows are not used in this piece, and should be placed safely out of the way. All performers are given an 8 1/2 × 11 sheet of paper (a variety of bright colors is most effective). Performers begin the piece with paper on their lap (violin, viola, cello) or on their stand (bass).

There are several sounds used in the piece:

RUB paper on strings (m. 29) – Hold paper lengthwise in two hands, one hand at each end. Set paper on all four strings just above the end of the fingerboard. Move paper side-to-side, as if giving the strings a shoeshine. For best visual effect, begin each measure from left to right (in a "downbow" direction).

SNAP paper (m. 55) – Hold paper lengthwise in two hands, one hand at each end. Starting with hands together, quickly pull hands apart, stretching paper fully open, making a crisp snapping sound.

RUSTLE paper (m. 64) – Hold top of paper in one hand, dangling it lengthwise toward the floor. Rapidly shake the paper. Observe dynamic markings.

TAP paper with fingertips (m. 66) – Hold top of paper in left hand, dangling it lengthwise toward the floor. Gently tap right fingertips on center of paper.

Starting at measure 74, performers fold their paper during the rests, and use it to make sounds on their instrument.

TAP (m. 78) – Tap the folded side of paper on the string, like "col legno."

ARCO (m. 104) – Set folded side of paper on string and move it just as you would a bow (be sure to follow the bow markings).

PLUCK (m. 124) – Use corner of paper like a guitar pick to pluck the string.

STRUM (m. 150 and 160) – Following the bow markings, use corner of paper like a guitar pick to strum the strings.

Preview Only
Legal Use Requires Purchase

Ear-igami

CONDUCTOR SCORE
Duration - 4:45

Richard Meyer (ASCAP)

Allegretto (♩ = 100)

Violins I: **sempre pizz.** *f*

Violins II: **sempre pizz.** *f*

Viola: **sempre pizz.** *f*

Cello: **sempre pizz.** *f*

String Bass: **sempre pizz.** *f*

Percussion (Tom-Tom, Wind Chimes): **Tom-Tom** *f*

1 2 3 4 5 6

Vlns. I: *mf*

Vlns. II: *mf*

Vla.: *mf*

Cello: *mf*

Str. Bass: *mf*

Perc.

7 8 9 10 11 12

Preview Only
Legal Use Requires Purchase

Copyright © 2009 by Highland/Etling Publishing
a division of Alfred Music
All rights reserved. Produced in USA.

mp3
Purchase a full-length performance recording!
alfred.com/downloads





Preview Only
Legal Use Requires Purchase





Preview Only
Legal Use Requires Purchase

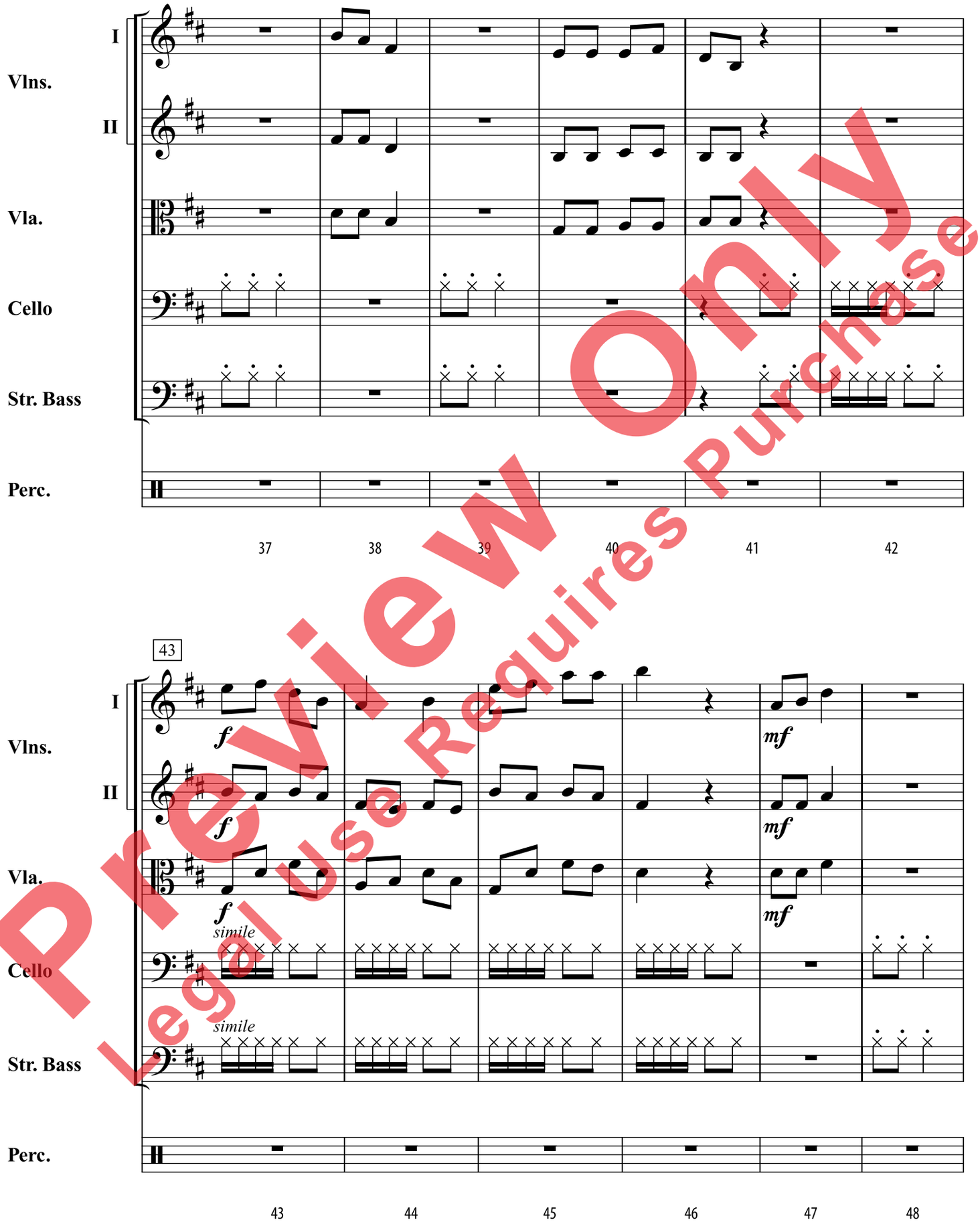

Preview Only
Legal Use Requires Purchase

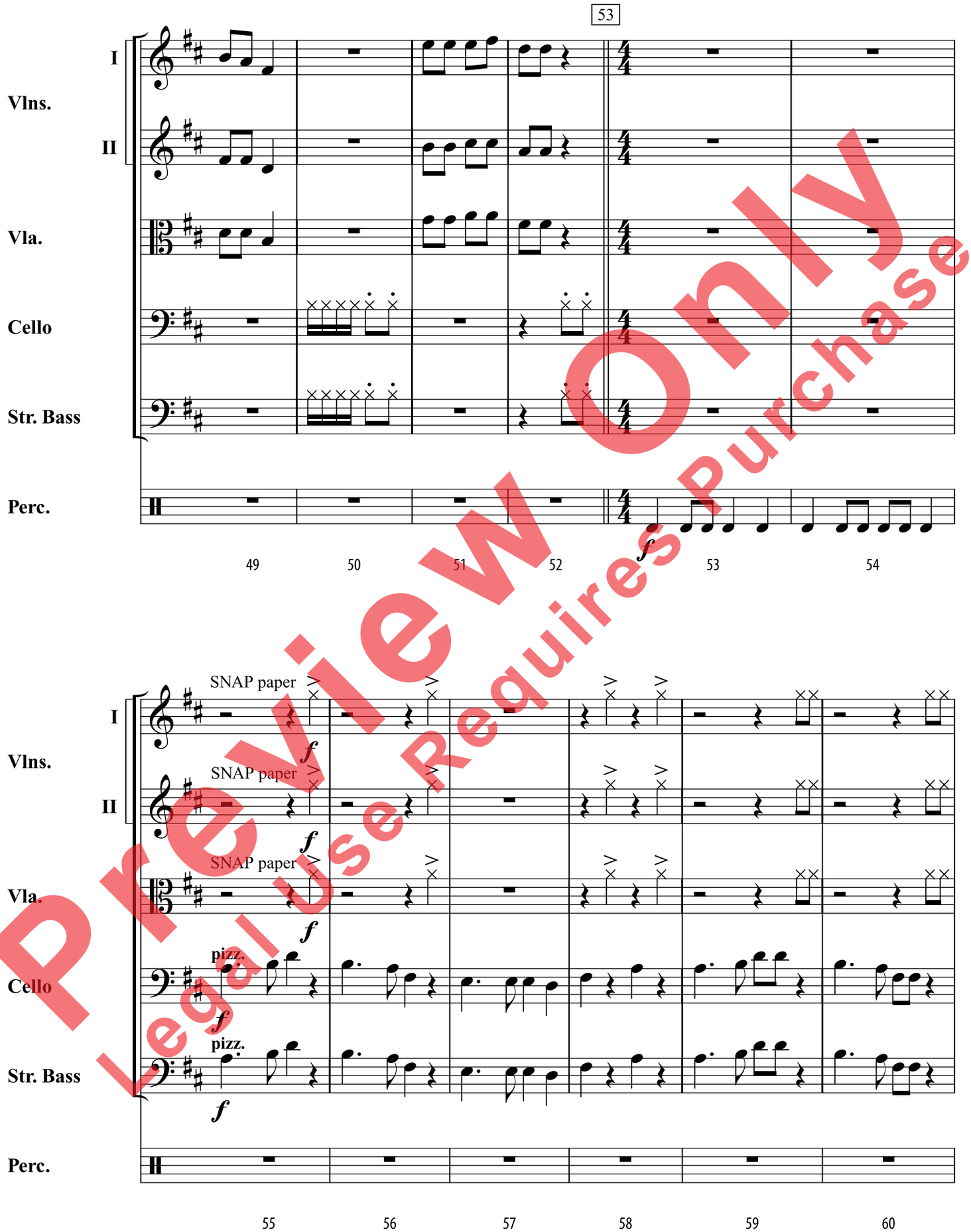

Preview Only
Legal Use Requires Purchase





Preview Only
Legal Use Requires Purchase





Preview Only
Legal Use Requires Purchase

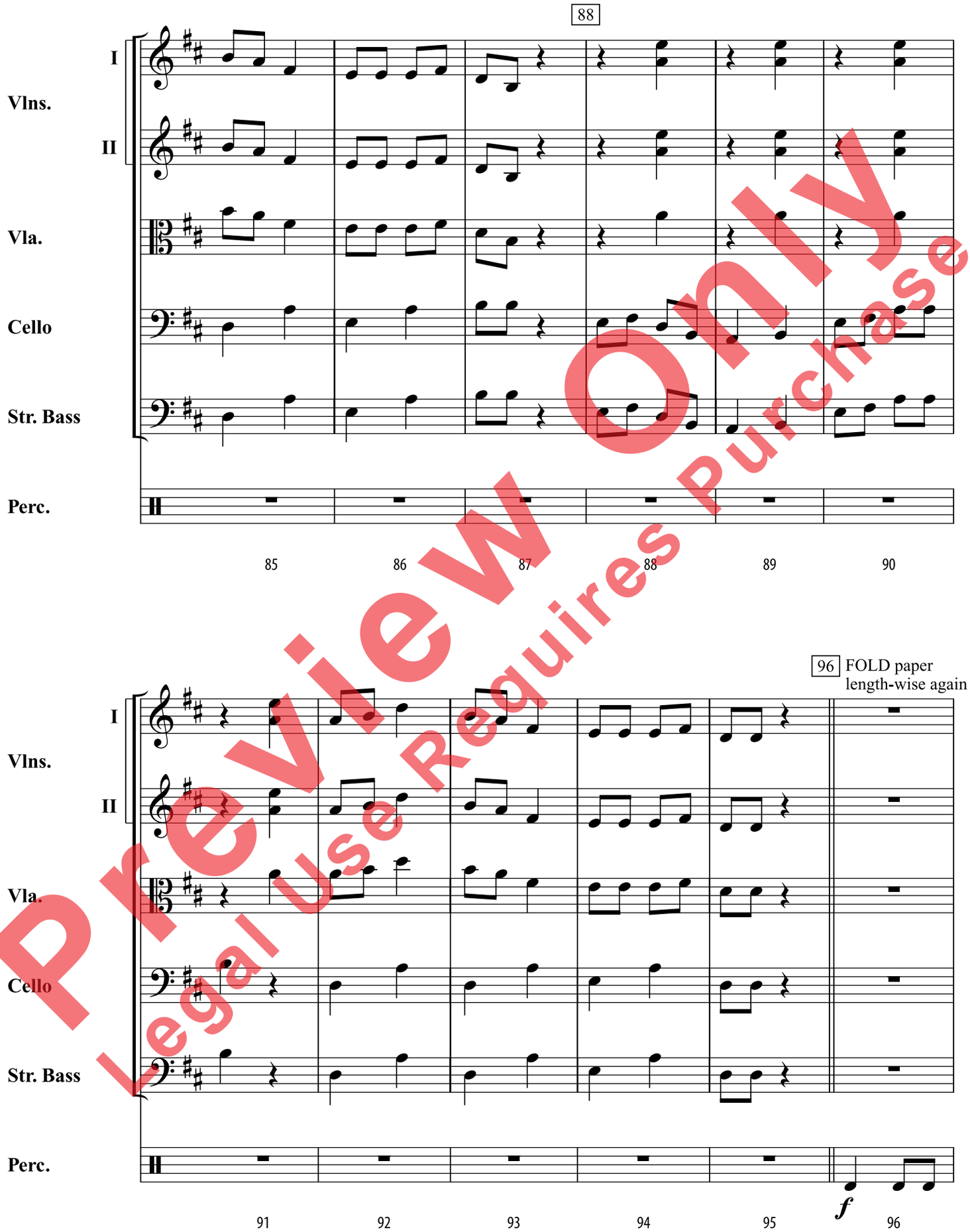

Preview Only
Legal Use Requires Purchase





Preview Only
Legal Use Requires Purchase



Preview Only
Legal Use Requires Purchase

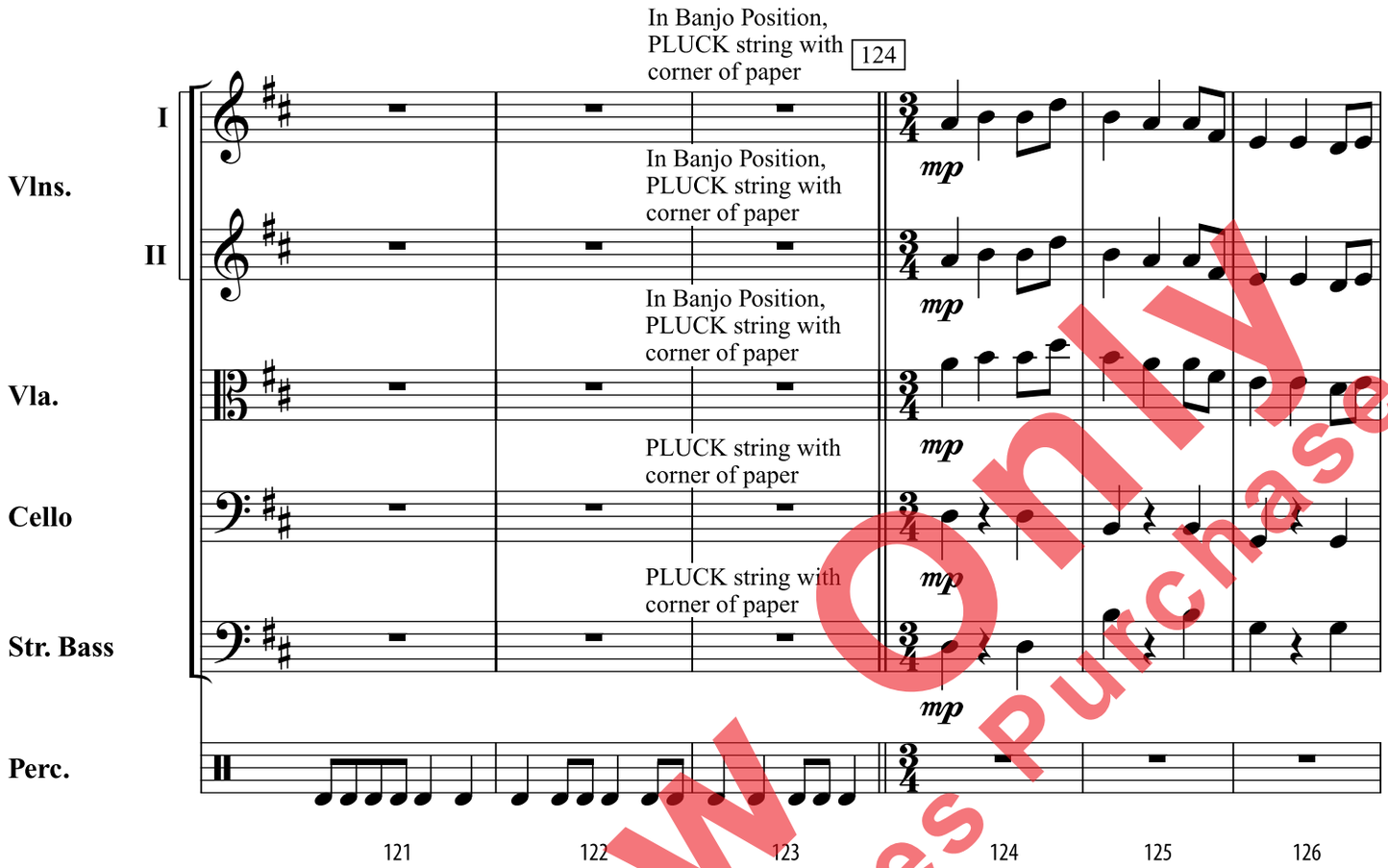



Preview Only
Legal Use Requires Purchase



Preview Only
Legal Use Requires Purchase

150

Vlns. I

Vlns. II

Vla.

Cello

STRUM strings
with corner of paper

f

Str. Bass

STRUM strings
with corner of paper

f

Perc.

145 146 147 148 149 150

In regular playing position, PLUCK string with corner of paper

f

In regular playing position, PLUCK string with corner of paper

f

In regular playing position, PLUCK string with corner of paper

f

f

151 152 153 154 155 156

Preview Only
Legal Use Requires Purchase





Preview Only
Legal Use Requires Purchase





Preview Only
Legal Use Requires Purchase





Preview Only
Legal Use Requires Purchase