

Note to Parents and Teachers

ALFRED'S BASIC PIANO PREP BOOK, Level C, is designed to follow Levels A & B, continuing at the proper pace for young beginners, taking into consideration the kind of music that motivates them, the rate of progress that can be expected, the amount of reinforcement needed for each new concept, the size of their hands, their normal attention span, and other important factors.

The material introduced here has been carefully reviewed and tested, not only by the authors, but also by other experts in the field of music education who specialize in teaching young piano students.

After reviewing the concepts introduced in Levels A and B, Level C is concerned mainly with the development of fluent reading skills in the middle C position, and with the introduction of eighth notes. The DUET PARTS included with most of the pieces are designed not only to make the pieces more appealing, but also to improve the rhythmic awareness as well as the general musicianship of the student.

The pieces progress in a careful, step-by-step pace that will ensure problem-free progress to Level D, which, in turn, will lead directly into LEVEL E, or LEVEL 2 of the regular ALFRED'S BASIC PIANO LIBRARY.


The PREP BOOKS are suitable for class lessons as well as private instruction.

We are confident that these books will make music study practical and enjoyable for young students, and that they will provide a basic foundation that will open the vistas of the world of music to many young students who will continue to enjoy playing music for the rest of their lives.

THE PUBLISHERS


Outline of Basic Concepts in Prep Book C

Pages 4–5	Review of concepts learned in Levels A & B.
Pages 6–7	Review of C POSITION and $\frac{3}{4}$ time.
Pages 8–9	Review of the SHARP SIGN.
Pages 10–13	G POSITION review. ACCENT SIGN introduced. STACCATO review.
Page 14	Review of the FLAT SIGN.
Pages 15–17	The INCOMPLETE MEASURE introduced.
Pages 18–27	MIDDLE C POSITION.
Pages 28–33	Introduction to EIGHTH NOTES.
Pages 34–37	Introduction to $\frac{2}{4}$ time.
Pages 38–40	More eighth notes in MIDDLE C POSITION.
Page 41	Eighth notes in C POSITION.
Pages 42–45	Eighth notes in G POSITION.
Pages 46–48	REVIEW TEST and DIPLOMA.



Contents

Review	4	THE RAINBOW (Fermata)	26
BROTHER JOHN	6	GOOD MORNING TO YOU!	28
SEASIDE STROLL	7	HAPPY BIRTHDAY TO YOU! (Eighth notes)	29
MONEY CAN'T BUY EV'RYTHING!	8	AMAZING GRACE	30
G's IN THE "BAG"	10	OLD MACDONALD (Eighth rest)	32
LET IT RAIN, LET IT POUR	11	I'M A LITTLE TEAPOT ($\frac{2}{4}$ time)	34
OOM-PA-PA! (Accent sign)	12	BINGO	36
THE CLOWN	14	LITTLE GREEN FROG	38
A FRIEND LIKE YOU (Incomplete measure)	15	ARIOSO (1st and 2nd endings)	39
WHEN THE SAINTS GO MARCHING IN	16	GET AWAY!	40
Reading in Middle C Position	18	BAKE ME A PIE (Eighth notes in C Position)	41
THUMBS ON C!	19	A COWBOY'S SONG (Eighth notes in G Position)	42
MY FIRST WALTZ	20	ANCIENT NATIONS	44
JOLLY OLD SAINT NICHOLAS	22	Review	46
TWINKLE, TWINKLE, LITTLE STAR	24	Diploma	48

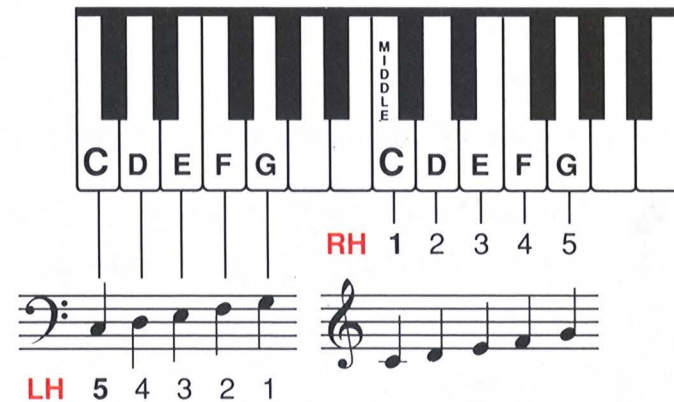


Brother John

C POSITION REVIEW

1. Clap (or tap) & count.
2. Play & count.
3. Play & say the note names.
4. Play & sing the words.

Follow these steps for each new piece.



Moderately fast

1

p Are you sleep - ing?

3

Broth - er John!

5

3

5

f Time for break - fast!

1

1

p Please come on!

1

1


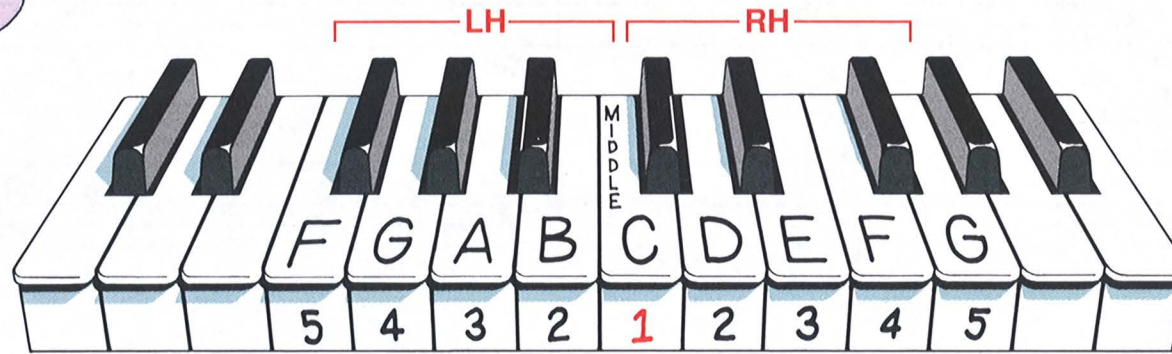
p Please come on!

DUET PART

Play as a ROUND. Begin after 2 measures of rest, and play the same notes as above, 2 octaves higher.

You are now ready to begin Prep TECHNIC BOOK, Level C.

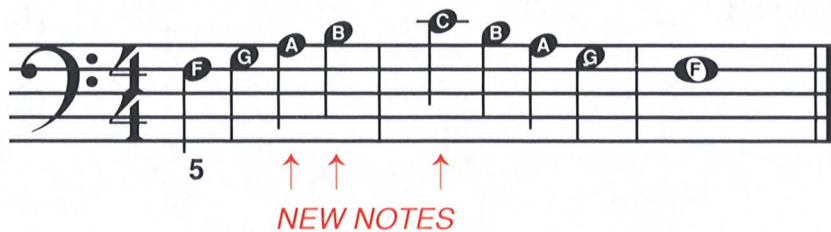
Reading in Middle C Position




Both thumbs on MIDDLE C!
RH same as C Position.



LH: Just 3 new notes—A, B, C.
Play and say the note names.




RH: Same as C POSITION.



Bake Me a Pie

EIGHTH NOTES IN C POSITION



Moderately fast

1

f

1 Please, ma-ma, won't you bake me a pie, 2 Bake me a pie, bake me a pie? 1 3

Please, ma-ma, won't you bake me a pie? I'd like a piece of ap - ple pie!

Repeat, using your favorite pie in the last measure: cherry pie, lemon pie, choc'late pie, pizza pie, etc.

DUET PART (Student plays 1 octave higher.)

RH

LH *mf*

simile