


Staccato

Your teacher will play four melodies.

Add a STACCATO DOT under (♩) or over (♪) each note that is played staccato.




Use with pages 12–13.




Symbols

1. Color the areas containing a FERMATA (\frown) **green**.
2. Color the areas containing a CRESCENDO (<<<) **brown**.
3. Color the areas containing a DIMINUENDO (>>>) **pink**.
4. Color the areas containing a PIANO (*p*) **blue**.
5. Color the areas containing a FORTE (*f*) **purple**.
6. Color the areas containing a MEZZO FORTE (*mf*) **orange**.



G Position

Your teacher will play melodies in the G POSITION.
 Draw the missing two eighth notes () in the box.

Use with pages 44–45.



1

2

3

4