

BASIC FIDDLERS

philharmonic *Old-Time Fiddle Tunes*

andrew h. dabczynski & bob phillips

Welcome to *Basic Fiddlers Philharmonic: Old-Time Fiddle Tunes*

Alfred's *Fiddlers Philharmonic* series has developed out of a love for fiddle music in all its many forms and styles. *Basic Fiddlers Philharmonic: Old-Time Fiddle Tunes* presents a set of tunes that sound great with beginning string players. These old-time fiddle tunes have roots in Irish, British, Scottish and African folk music as well as 19th century popular music. They often can be sung with fun and easy words. With *Basic Fiddlers Philharmonic: Old-Time Fiddle Tunes*, beginning string players will develop critical string-playing skills, and also learn how to improvise, arrange, and create satisfying musical presentations both alone and with friends. Students with various levels of ability can learn the tunes and play them together using the unique and effective *Fiddlers Philharmonic* format. Students can play along with the recording or with backgrounds available at smartmusic.com.

Following some historical background, each tune is presented in a basic, simplified version intended for the beginning player. Where appropriate, words are provided so students can sing along. A more advanced version of the tune appears next, with some musical variations that are designed to challenge and motivate students. A back-up part is then provided where students can improvise simple accompanying harmonies and rhythms using the printed parts as a departure point. All parts can be played together in any combination. The last page of the book provides students with additional simple-but-effective ideas for old-time fiddling improvisation. More information, ideas for teachers, and piano accompaniments are included in the comprehensive Teacher's Manual.

So rosin up the bow, dive in, and have fun with *Basic Fiddlers Philharmonic: Old-Time Fiddle Tunes!*

CONTENTS

	<i>Page</i>	<i>CD Tracks</i>
Oats and Peas and Beans	2	2-4
Sourwood Mountain	4	5-7
Arkansas Traveler	6	8-10
Alison's Waltz	8	11-13
Bonny James Campbell	10	14-16
Cluck Old Hen	12	17-19
Jenny Lind Polka	14	20-22
Mississippi Sawyer	16	23-25
Liberty	18	26-28
Turkey in the Straw	20	29-31
Devil's Dream	22	32-34
Ideas for Improvisation	24	

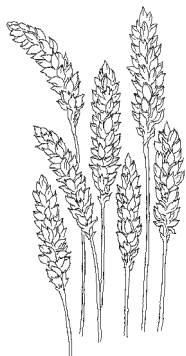
Alfred Publishing Co., Inc.
16320 Roscoe Blvd., Suite 100
P.O. Box 10003
Van Nuys, CA 91410-0003
alfred.com



Copyright © 2007 by Alfred Publishing Co., Inc.
All rights reserved. Printed in USA.
ISBN-10: 0-7390-4858-9 (Book)
ISBN-13: 978-0-7390-4858-0
ISBN-10: 0-7390-4857-0 (Book and CD)
ISBN-13: 978-0-7390-4857-3

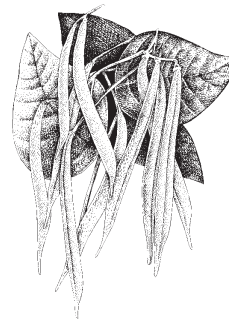
Oats and Peas and Beans

It is said that in past times in England, only the rich ate white bread, while the poor ate bread made of dried oats, peas and beans — garden foods that both people and animals could eat. Growing these crops was so common that a children’s game song came about that described it. Even before 1800, and ever since, “Oats and Peas and Beans” has been one of the most widely sung children’s folk songs throughout England, and later across the United States. The melody is fun to sing or play on an instrument, and sounds great as a fiddle tune.



Lyrics

Oats and peas and beans and barley grow!
 Oats and peas and beans and barley grow!
 You and I, we both know.
 Oats and peas and beans and barley grow!



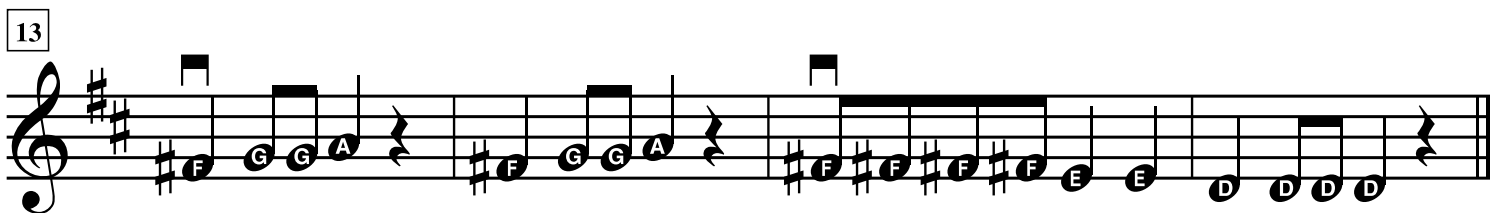

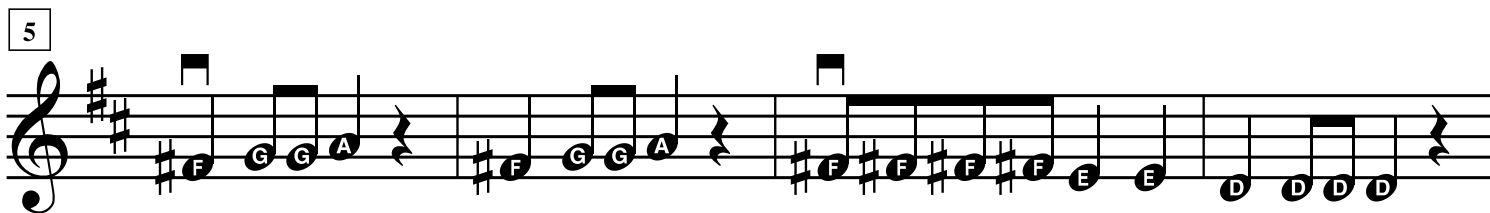
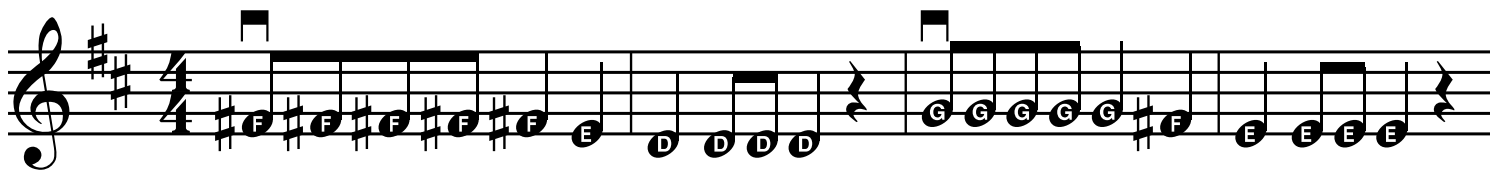
(A reproducible vocal lead sheet is included in the Teacher’s Manual)



Basic Tune

American Folk Song

Lively (♩ = 130)



Oats and Peas and Beans



Lively (♩ = 130)

Advanced Tune

American Folk Song

Back-up Directions

Basic back-up — play the notes in each measure as printed.

Regular back-up — play the notes in each measure using the Shuffle Pattern.

Advanced back-up — play the notes in each measure using the On/Off Pattern.

Shuffle Pattern

On/Off Pattern



Lively (♩ = 130)

Back-up Part

Improvised back-up — On your own, try making up a rhythm pattern and deciding what notes to play (choose from the printed notes, or talk with your teacher about using other chord tones).