

# Contents for this Book and the Companion Audio

## Introduction: *Dear Parents! Dear Colleagues!*

Pages 6-7

- ⊙ 1 The Tuning Notes A – D – G – E (A = 441 Hertz)

## I. Warm-Up Exercises

Pages 8-17

- 🎻 ⊙ 2 English Canon (Three Violins and Piano)
- 🎻 ⊙ 3 The Bell Song in G Major (3<sup>rd</sup> position) (Piano Accompaniment)
- 🎻 ⊙ 4 The Bell Song in G Minor (3<sup>rd</sup> position) (Piano Accompaniment)
- 🎻 ⊙ 5 The Bell Song in C Major (3<sup>rd</sup> position) (Piano Accompaniment)
- 🎻 ⊙ 6 The Bell Song in C Minor (3<sup>rd</sup> position) (Piano Accompaniment)
- 🎻 ⊙ 7 Marionette Dance, E string (2<sup>nd</sup> position) (Violin and Piano)
- 🎻 ⊙ 8 Marionette Dance, A string (2<sup>nd</sup> position) (Piano Accompaniment)
- 🎻 ⊙ 9 Marionette Dance, D string (2<sup>nd</sup> position) (Piano Accompaniment)
- 🎻 ⊙ 10 Marionette Dance, G string (2<sup>nd</sup> position) (Piano Accompaniment)
- 🎻 ⊙ 11 Climbing Melody 1 (Scales) (Violin and Piano)
- 🎻 ⊙ 12 Climbing Melody 2 (Arpeggios) (Violin and Piano)
- 🎻 ⊙ 13 Nightingale (Trill Exercise) (Nightingale, Violin and Piano)
- 🎻 ⊙ 14 Second Fall Melody (Exercise with Fourths) (Violin and Piano)
- 🎻 Snake Scale (Chromatic Exercise)
- 🎻 Bow exercises across two strings
- 🎻 Bow exercises across three strings

## II. Pieces, Songs and Exercises

Pages 18-46

### Gavotte, *Jean Becker*

Pages 18-27

- ⊙ 15 Gavotte - in performance tempo (Violin and Piano)
- ⊙ 16-18 Gavotte 🎻 - in a slow practice tempo (Violin and Piano)
- ⊙ 19 Gavotte ☼ - in a slow practice tempo (Violin and Piano)
- ⊙ 20-22 Gavotte - in performance tempo (Piano Accompaniment)
- 🎻 ⊙ 23 Hej! Haj! - Hungarian Dance (Violin and Piano)
- 🎻 ⊙ 24 Double Stops Are So Much Fun (Violin and Piano)

### Gavotte I and II, *Johann Sebastian Bach*

Pages 28-35

- ⊙ 25 Gavotte I and II - in performance tempo (Violin and Piano)
- ⊙ 26 Gavotte I, 1<sup>st</sup> section - in a slow practice tempo (Violin and Piano)
- ⊙ 27 Gavotte I, 2<sup>nd</sup> section - in a slow practice tempo (Violin and Piano)
- ⊙ 28 Gavotte II, 1<sup>st</sup> section - in a slow practice tempo (Violin and Piano)
- ⊙ 29 Gavotte II, 2<sup>nd</sup> section - in a slow practice tempo (Violin and Piano)
- ⊙ 30-31 Gavotte I and II - in a medium practice tempo (Piano Accompaniment)
- ⊙ 32-33 Gavotte I and II - in performance tempo (Piano Accompaniment)

### Paganini Motion, *Kerstin Wartberg*

Pages 36-37

- ⊙ 34-36 Paganini Motion - in a medium practice tempo (Violin and Piano)
- ⊙ 37-39 Paganini Motion - in performance tempo (Violin and Piano)
- ⊙ 40-42 Paganini Motion - in performance tempo (Piano Accompaniment)

- ⊙ 43 Bourrée - in performance tempo (Violin and Piano)
- ⊙ 44 Bourrée, 1<sup>st</sup> section - in a slow practice tempo (Violin and Piano)
- ⊙ 45 Bourrée, 2<sup>nd</sup> section - in a slow practice tempo (Violin and Piano)
- ⊙ 46 Bourrée, 3<sup>rd</sup> section - in a slow practice tempo (Violin and Piano)
- ⊙ 47 Bourrée, 4<sup>th</sup> section - in a slow practice tempo (Violin and Piano)
- ⊙ 48-51 Bourrée - in a medium practice tempo (Piano Accompaniment)
- ⊙ 52-55 Bourrée - in performance tempo (Piano Accompaniment)

**Some Original Movements for Violoncello Solo and Violin Solo by Johann Sebastian Bach**

- ⊙ 56 From the Suite No. 3 for Violoncello Solo Soloist: Michael Bach  
Bourrée I and II  
BWV 1009
- ⊙ 57 From the Partita in E-Major for Violin Solo Soloist: Rudolf Gähler  
Gavotte en Rondeau  
BWV 1006
- ⊙ 58 From the Partita in E-Major for Violin Solo Soloist: Rudolf Gähler  
Preludio  
BWV 1006

**III. Appendix**

**Other Transcriptions of the Movements by Johann Sebastian Bach**

- Gavotte I and II Pages 48-50
- Bourrée Pages 51-53

**A Journey Back in Time to the World of Johann Sebastian Bach**

Childhood Filled with Happiness and Sorrow (1685-1700)  
 Composers in Bach's Lifetime  
 The Clothing of the Nobles  
 Original Compositions and Arrangements in Baroque Music  
 Johann Sebastian Bach's Family Crest: Hidden Initials  
 A House Filled with Music (1723-1750)  
 My Musical Farewell

**Graduation Certificate, Elementary Level**

 = SYMBOL for additional Warm-Up Exercises

**Illustrations**

**Portrait** by Elias Gottlob Haussmann: Johann Sebastian Bach in 1748

**Facsimile** of *Bourrée from the Suite No. 3 for Violoncello Solo*:  
hand copy by Anna Magdalena Bach

**Autograph** of *Preludio from the Partita in E-Major for Violin Solo*:  
National Library of Berlin

**Drawings**: Eugenie Kok

**Photographs**: German Suzuki Institute

**References**


**Malcolm Boyd**: *Bach*, Schirmer 1983, 1997

From the first biography (1802) about Bach:  
**Johann Nikolaus Forkel**: *Über Johann Sebastian Bachs Leben, Kunst und Kunstwerke*, newly released by Jos. Müller-Blattau,  
 Bärenreiter-Verlag, Kassel 2004


**Albert Schweitzer**: *Johann Sebastian Bach*, Breitkopf & Härtel,  
 Wiesbaden 1990

# The Bell Songs in Third Position


## 3 The Bell Song in G Major




## 4 The Bell Song in G Minor



## 5 The Bell Song in C Major




## 6 The Bell Song in C Minor



**What do you need to consider when playing the Bell Songs in third position?**

Write everything that you think is important in the following table!



1.	2.
3.	4.
5.	6.
7.	8.
9.	10.