

## The Recorder

The recorder has been in existence for more than 700 years and is the ancestor of the modern flute. Learning to read music and play the recorder will provide you with many hours of enjoyment. Becoming an excellent musician requires dedication and attention to detail, so be sure to study each page of this method book carefully, taking note of any suggestions or comments that have been included with the songs and exercises.

### Finger Placement and Posture

Your left hand goes at the top of the recorder, and your right hand will hold the bottom of the recorder (the foot joint) during your first lessons. Use the cushions, or pads, of your fingertips to cover the holes. Your first three fingers of your left hand cover the top three holes of the recorder, and your left thumb covers the hole on the back. The pinky finger on your left hand will never be used while playing the recorder. All four fingers of your right hand will be used to cover the bottom four holes of the recorder in later lessons.

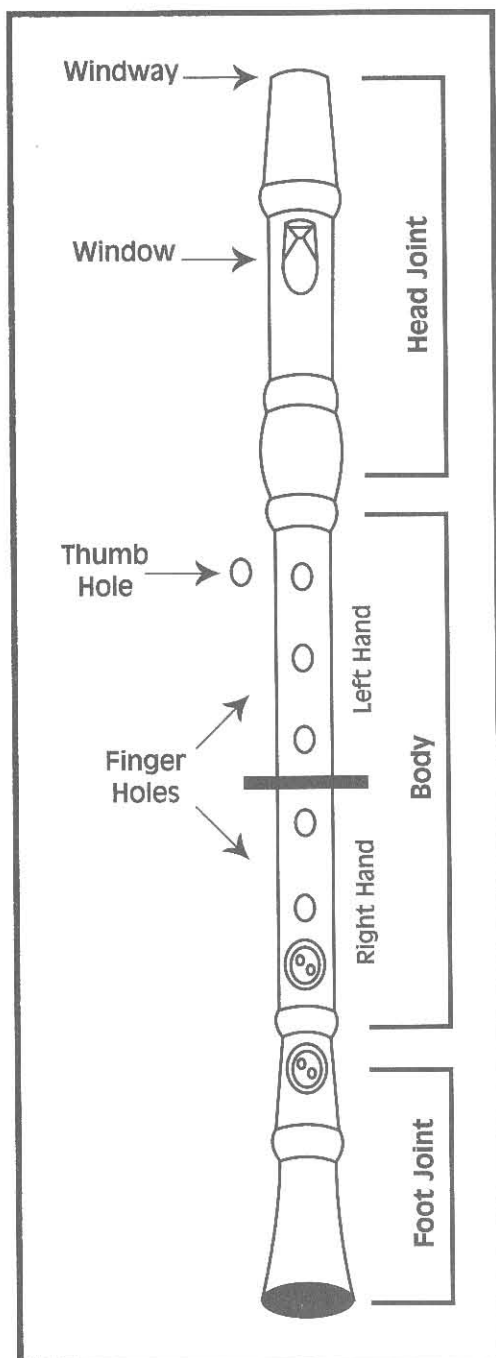
To begin playing: Pick up your recorder by the foot joint with your right hand; place your left thumb and finger onto the thumb hole and the top finger hole. Sit up straight, with an alert but relaxed posture, and keep your arms slightly out from your body. After placing the recorder into your mouth, hold it at a 45-degree angle.

### Tone Production

Place a very small amount of the mouthpiece into your mouth, being sure that the teeth do not touch the instrument. This mouth placement is called the “embouchure.” Blow very gently into the recorder, as softly as if you are exhaling rather than blowing. Start each note you play with the syllable “too” or “doo” or “dah.” This is called articulating the note. Proper articulation is essential for good musicianship.

### Practice Techniques


Before playing any piece of music in your book, you must first analyze (study in detail) the music. Tap the rhythm of the song first, and then finger the notes while saying their names. After these two preliminary steps, you will be ready to play the piece of music.



Proper Posture




Embouchure

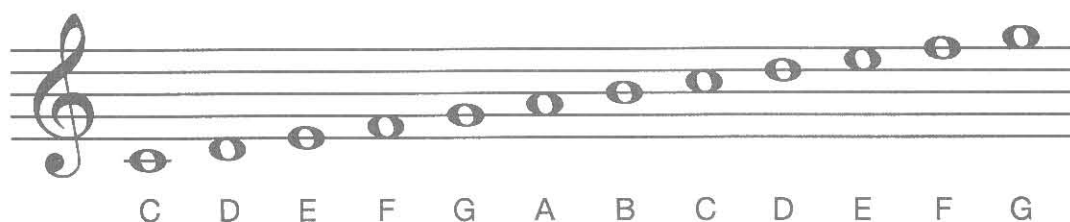


## Music Fundamentals

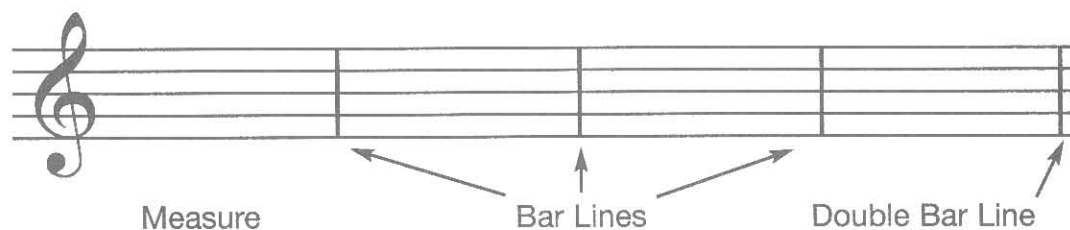
Music is written on a **staff** consisting of five lines and four spaces. You count the lines and spaces of a staff starting from the bottom. There is a **treble clef** at the beginning of each staff in your recorder book. Sometimes the treble clef is called a G clef because it circles the line for the note G on the staff.







The music alphabet has seven different note names: A, B, C, D, E, F, and G. Here are the notes of the treble clef staff.







The **staff** is divided into small segments called measures. **Bar lines** divide the staff into measures. A **double bar line** means the end of a piece or section.




Sounds in music are called **notes**.  
In most cases:

-  = Whole Note = four beats
-  = Half Note = two beats
-  = Quarter Note = one beat
-  = Eighth Notes  
(Two notes share one beat)

Silent beats in music are called **rests**.  
In most cases:

-  = Whole Rest = four beats
-  = Half Rest = two beats
-  = Quarter Rest = one beat
-  = Eighth Rest = one-half beat

Note: Index of all songs, exercises, and CD tracks appears on page 47.



### Triple Meter Practice

3 beats per measure

Almeida

© 2003 WARNER BROS. PUBLICATIONS U.S. INC. All Rights Reserved

How many dotted half notes are in this piece?



### Wacky Waltz

Almeida

© 2003 WARNER BROS. PUBLICATIONS U.S. INC. All Rights Reserved



### The Frog

Almeida

© 2003 WARNER BROS. PUBLICATIONS U.S. INC. All Rights Reserved

How many quarter rests are in "The Frog"?

### Steps and Skips

Almeida

Step - ping, step - ping, down the line, Skip - ping, skip - ping, feels so fine!

© 2003 WARNER BROS. PUBLICATIONS U.S. INC. All Rights Reserved



### Good News!

African-American Spiritual

Good news! Char - iot's com - in', Good news! Char - iot's com - in',

Good news! Char - iot's com - in', don't leave me be - hind!