

# Keyboard Basics

## DAY 1

## Lesson Plan

1. Discuss course objectives and requirements.
2. Determine music and keyboard background of class members.
3. Discuss objectives for the week (p. 6).
4. Discuss **How to Sit at the Keyboard, Hand Position** and **Finger Numbers** (p. 7).
5. Introduce **Basic Note Values** and **Rhythm Reading** (p. 8).
6. Introduce **The Keyboard** and **Two-Black-Key Groups** (p. 9).
7. Introduce **Three-Black-Key Groups** (p. 10).
8. Introduce **Black-Key Improvisation #1** (p. 11).
9. Introduce **Naming White Keys** (p. 12).
10. Introduce **Octave** and **C-D-E Groups** (p. 13).
11. Introduce **F-G-A-B Groups** (p. 14).
12. Introduce **Dynamic Signs** and **Summer Night** (p. 15).

## Assignment

- |  |                                  |
|--|----------------------------------|
| 1. <b>Rhythm Reading</b> (p. 8)          | 5. <b>C-D-E Groups</b> (p. 13)   |
| 2. <b>Two-Black-Key Groups</b> (p. 9)    | 6. <b>F-G-A-B Groups</b> (p. 14) |
| 3. <b>Three-Black-Key Groups</b> (p. 10) | 7. <b>Summer Night</b> (p. 15)   |
| 4. <b>Naming White Keys</b> (p. 12)      |                                  |

## DAY 2

## Lesson Plan

1. Review **Rhythm Reading** (p. 8).
2. Review **Two-Black-Key Groups** (p. 9).
3. Review **Three-Black-Key Groups** (p. 10).
4. Introduce **Black-Key Improvisation #2** (p. 11).
5. Review **Naming White Keys** (p. 12).
6. Review **C-D-E Groups** (p. 13).
7. Review **F-G-A-B Groups** (p. 14).
8. Review **Summer Night** (p. 15).
9. Introduce **Sharp, Flat and Natural Signs, Half Steps, The Chromatic Scale** and **Playing the Chromatic Scale** (p. 16).
10. Introduce **Whole Steps** and **Building Five-Finger Patterns of Whole Steps** (p. 17).
11. Introduce **The Staff, The Treble Clef Sign** and **The Bass Clef Sign** (p. 18).
12. Introduce **The Grand Staff**; name and play treble clef and bass clef notes (p. 19).
13. Introduce **Time Signatures, Tempo Marks** and **Articulation** (p. 20).
14. Introduce **Reading Treble-Clef Melodies #1, 2, 3** (p. 21).
15. Introduce **Reading Bass-Clef Melodies #1, 2, 3** (p. 22).

## Assignment

- |  |   |
|--|---|
| 1. <b>Summer Night</b> (p. 15)                                 | 5. Sight-read <b>Treble-Clef Melodies #4, 5, 6</b> (p. 21). |
| 2. <b>Playing the Chromatic Scale</b> (p. 16)                  | 6. Sight-read <b>Bass-Clef Melodies #4, 5, 6</b> (p. 22).   |
| 3. <b>Building Five-Finger Patterns of Whole Steps</b> (p. 17) |   |
| 4. Name and play treble clef and bass clef notes (p. 19)       |   |

## DAY 3

## Lesson Plan

1. Review **Summer Night** (p. 15).
2. Review **Playing the Chromatic Scale** (p. 16).
3. Review **Building Five-Finger Patterns of Whole Steps** (p. 17).
4. Review **Reading Treble-Clef Melodies #4, 5, 6** (p. 21).
5. Review **Reading Bass-Clef Melodies #4, 5, 6** (p. 22).
6. Introduce **Rests** and **Reading on the Grand Staff #1, 2, 3** (pp. 23–24).
7. Introduce **Intervals, Melodic Intervals** and **Harmonic Intervals** (pp. 25–26).
8. Introduce **Playing Melodic and Harmonic Intervals** (p. 26).
9. Begin **Review Worksheet** (pp. 27–28) and bring completed worksheet to next class.

## Assignment

- |  |  |
|--|--|
| 1. <b>Summer Night</b> (p. 15)                                       | 5. <b>Playing Melodic and Harmonic Intervals</b> (p. 26) |
| 2. <b>Playing the Chromatic Scale</b> (p. 16)                        | 6. <b>Review Worksheet</b> (pp. 27–28)                   |
| 3. <b>Reading on the Grand Staff #1, 2, 3</b> (pp. 23–24)            |  |
| 4. Sight-read <b>Reading on the Grand Staff #4, 5, 6</b> (pp. 24–25) |  |

# Teaching Tips

1. Most music majors will know the basic theoretical information contained in this unit. Observe and be aware of what information they do know and spend only a minimum amount of time with this in class. It is best to go through such material quickly rather than to skip it totally.
2. Students must be able to find keys on the keyboard very quickly. If necessary, spend extra time with this.
3. Pages 21–25 contain several reading examples so that students can sight-read additional examples in practice that have not been done in class.
4. The **Review Worksheet** (pp. 27–28) can be collected as homework and graded to check the students' understanding of theoretical information.
5. Use the CD/disk with all examples in this unit to promote steadiness of tempo and to add musical interest.

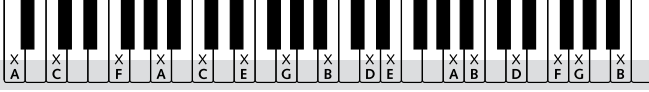
Unit 1

Review Worksheet

Name \_\_\_\_\_


Date \_\_\_\_\_

1. Write the letter name on each key marked X.




2. Write a half note below the given note to make the indicated *melodic* interval. Notes *on* or *above* the middle line have stems pointing down. Notes *below* the middle line have stems pointing up. Write the name of each note in the square below it.


3rd      5th      4th      2nd      4th      3rd      5th



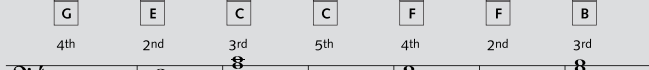
2nd      4th      3rd      5th      4th      3rd      2nd



5th      3rd      2nd      4th      3rd      2nd      4th




4th      2nd      3rd      5th      4th      2nd      3rd

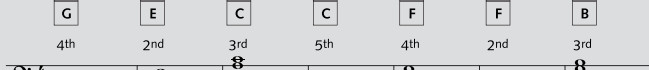


3. Write a whole note above the given note to make the indicated *harmonic* interval. Write the names of the notes in the squares. Write the name of the lower note in the lower square; the name of the higher note in the higher square.

5th      3rd      2nd      4th      3rd      2nd      4th












4th      2nd      3rd      5th      4th      2nd      3rd



Keyboard Basics ■ Unit 1 27

4. Write the numbers from column A in the appropriate blanks in column B to match each item with its best description.

Column A	Column B
1. Quarter note  2. Half note  3. Dotted half note  4. Whole note  5. Piano <i>p</i> 6. Mezzo forte <i>mf</i> 7. Forte <i>f</i> 8. Sharp sign $\sharp$ 9. Flat sign $\flat$ 10. Natural sign $\natural$ 11. Half step 12. Whole step 13. Treble clef sign  14. Bass clef sign  15. Leger line 16. $\frac{2}{4}$ 17. $\frac{3}{4}$ 18. $\frac{4}{4}$ 19. $\text{C}$ 20. Legato 21. Staccato 22. Quarter rest 23. Half rest 24. Whole rest	<div style="display: flex; align-items: center;"> <div style="border: 1px solid black; padding: 2px; margin-bottom: 5px;">6</div> <div>Moderately loud</div> </div> <div style="display: flex; align-items: center;"> <div style="border: 1px solid black; padding: 2px; margin-bottom: 5px;">8</div> <div>Play next key to the right</div> </div> <div style="display: flex; align-items: center;"> <div style="border: 1px solid black; padding: 2px; margin-bottom: 5px;">11</div> <div>Distance from any key to the very next key</div> </div> <div style="display: flex; align-items: center;"> <div style="border: 1px solid black; padding: 2px; margin-bottom: 5px;">20</div> <div>Smoothly connected</div> </div> <div style="display: flex; align-items: center;"> <div style="border: 1px solid black; padding: 2px; margin-bottom: 5px;">21</div> <div>Very short</div> </div> <div style="display: flex; align-items: center;"> <div style="border: 1px solid black; padding: 2px; margin-bottom: 5px;">13</div> <div>Locates the G above the middle of the keyboard</div> </div> <div style="display: flex; align-items: center;"> <div style="border: 1px solid black; padding: 2px; margin-bottom: 5px;">24</div> <div></div> </div> <div style="display: flex; align-items: center;"> <div style="border: 1px solid black; padding: 2px; margin-bottom: 5px;">14</div> <div>Locates the F below the middle of the keyboard</div> </div> <div style="display: flex; align-items: center;"> <div style="border: 1px solid black; padding: 2px; margin-bottom: 5px;">16</div> <div>2 beats in a measure, quarter note gets 1 beat</div> </div> <div style="display: flex; align-items: center;"> <div style="border: 1px solid black; padding: 2px; margin-bottom: 5px;">7</div> <div>Loud</div> </div> <div style="display: flex; align-items: center;"> <div style="border: 1px solid black; padding: 2px; margin-bottom: 5px;">17</div> <div>3 beats in a measure, quarter note gets 1 beat</div> </div> <div style="display: flex; align-items: center;"> <div style="border: 1px solid black; padding: 2px; margin-bottom: 5px;">3</div> <div>Note receiving 3 counts</div> </div> <div style="display: flex; align-items: center;"> <div style="border: 1px solid black; padding: 2px; margin-bottom: 5px;">4</div> <div>Note receiving 4 counts</div> </div> <div style="display: flex; align-items: center;"> <div style="border: 1px solid black; padding: 2px; margin-bottom: 5px;">9</div> <div>Play next key to the left</div> </div> <div style="display: flex; align-items: center;"> <div style="border: 1px solid black; padding: 2px; margin-bottom: 5px;">22</div> <div></div> </div> <div style="display: flex; align-items: center;"> <div style="border: 1px solid black; padding: 2px; margin-bottom: 5px;">1</div> <div>Note receiving 1 count</div> </div> <div style="display: flex; align-items: center;"> <div style="border: 1px solid black; padding: 2px; margin-bottom: 5px;">23</div> <div></div> </div> <div style="display: flex; align-items: center;"> <div style="border: 1px solid black; padding: 2px; margin-bottom: 5px;">2</div> <div>Note receiving 2 counts</div> </div> <div style="display: flex; align-items: center;"> <div style="border: 1px solid black; padding: 2px; margin-bottom: 5px;">12</div> <div>Equals two half steps</div> </div> <div style="display: flex; align-items: center;"> <div style="border: 1px solid black; padding: 2px; margin-bottom: 5px;">5</div> <div>Soft</div> </div> <div style="display: flex; align-items: center;"> <div style="border: 1px solid black; padding: 2px; margin-bottom: 5px;">10</div> <div>Cancels a sharp or flat</div> </div> <div style="display: flex; align-items: center;"> <div style="border: 1px solid black; padding: 2px; margin-bottom: 5px;">19</div> <div>Common time</div> </div> <div style="display: flex; align-items: center;"> <div style="border: 1px solid black; padding: 2px; margin-bottom: 5px;">15</div> <div>Used to extend the range of the Grand Staff</div> </div> <div style="display: flex; align-items: center;"> <div style="border: 1px solid black; padding: 2px; margin-bottom: 5px;">18</div> <div>4 beats in a measure, quarter note gets 1 beat</div> </div>

28 Unit 1 ■ Keyboard Basics