

Alfred's Basic Piano Library

# Chord Approach

A PIANO METHOD FOR THE LATER BEGINNER

## Christmas Book

LEVEL 1

*This book may be used with the 1st book of any method.*

### CONTENTS

Away in a Manger . . . . .	6	Snow Lay on the Ground, The . . . . .	16
Go Tell it on the Mountain . . . . .	14	Up on the Housetop . . . . .	4
Jolly Old Saint Nicholas . . . . .	2	We Three Kings of Orient Are . . . . .	10
Silent Night . . . . .	8	We Wish You a Merry Christmas . . . . .	12

### FOREWORD

As the Christmas season approaches, every student will enjoy playing some familiar carols. This can begin when the student is still playing in five-finger positions or in middle C position. To hear oneself playing the tunes that others have always had to provide brings a realization that piano study really does offer some special rewards.




Students in the first book of any piano course may use this book. Those who have reached page 35 of Lesson Book 1 of ALFRED'S BASIC CHORD APPROACH may begin on the first carols in this book. In the upper right corner of the first page of each carol, the student will see how the selections are correlated with Lesson Book 1. The pieces provide experience in using the positions used in the Lesson Book, and some of them combine several positions in one piece.

It is impossible to make any kind of collection of Christmas pieces without using a few of the dotted quarter and eighth note rhythms so characteristic of many carols. The melodies, however, are so familiar that most students will be able to play these rhythms easily and correctly by memory or, if not, they may be quickly taught to do so by rote.

Every carol in this book has a DUET PART. These carols make excellent student-teacher or student-parent duets, and many teachers may wish to program these pieces with a more advanced student playing the duet part. Both solo and duet parts have measure numbers for easy reference.

Merry Christmas!

Clap and count the following:

4/4         

1 & 2 & 3 & 4 &

*BEGIN IN  
MIDDLE C POSITION*

## Traditional

3

*f* Go tell it on the moun - tain, O - ver the hills and ev - 'ry - where;

2

1 4

3

5

Go tell it on the moun - tain, That Je - sus Christ is born!

4

1 4

1 3 5

1 2 5

1 3 5

1 2 5

1 3 5

Move LH to C POSITION!

1 17

Musical score for "The Rose Tree" in 4/4 time. The score is written for a single melodic line (RH) and a single bass line (LH). The key signature is one flat (B-flat). The tempo is marked "Moderato". The score is divided into four systems, each with a measure number in a box: 5, 21, 9, and 13. The first system (measures 5-21) features a melody of eighth notes and a bass line of quarter notes. The second system (measures 9-13) features a melody of eighth notes and a bass line of quarter notes. The third system (measures 13-17) features a melody of eighth notes and a bass line of quarter notes. The fourth system (measures 17-21) features a melody of eighth notes and a bass line of quarter notes. The score ends with a "Fine" marking.

*D.C. al Fine*