

Contents

INTRODUCTION TO PLAYING

- 4 How to Sit at the Piano.
- 5 How Fingers Are Numbered. How Piano Tones Are Made.
- 6 The Keyboard.
- 7 Naming the Keys.

THE TREBLE STAFF

- 8 The Treble Staff. Right Hand C Position.
- 9 Quarter Notes & Half Notes. Measure Line. Bar Line. ODE TO JOY.

THE BASS STAFF

- 10 The Bass Staff. Left Hand C Position.
- 11 The Whole Note. ROW, ROW, ROW YOUR BOAT.

THE GRAND STAFF

- 12 The Grand Staff. Whole Rest. Repeat Sign.
- 13 The Time Signature. 4/4 Time. Note-Reading Made Easy.

INTERVALS

- 14 Measuring Distances in Music. Seconds. The Slur. Legato.
- 15 GLIDING. Dynamic Signs. *mf*.
- 16 New Time Signature (3/4). Dotted Half Note. STRANGE LANDS.
- 17 MY WISH. *p*.
- 18 Thirds. THIRDS.
- 19 JOIN THE FUN. *f*.
- 20 Melodic Intervals. AU CLAIRE DE LA LUNE. TISKET, A TASKET.
- 21 Harmonic Intervals. ROCKIN' INTERVALS. Quarter Rest.
- 22 Fourths. MELODIC FOURTHS. AURA LEE.
- 23 Fifths. MELODIC FIFTHS. ROCK ALONG!
- 24 Harmonic Fourths & Fifths. JINGLE BELLS.
- 25 Interval Review. MELODIES. HARMONIES.

INTRODUCTION TO CHORDS

- 26 The C Major Chord.
- 27 BROTHER JOHN. Half Rest. THE ONE-MAN BAND.
- 28 Introducing B for LH. Two Important Chords for LH: C Major, G⁷.
- 29 Tied Notes. MERRILY WE ROLL ALONG. LARGO (from “The New World”).
- 30 Introducing B for RH. C Major & G⁷ Chords for RH.
- 31 MARY ANN.
- 32 ROCKETS. SEA DIVERS.
- 33 WHAT CAN I SHARE? Phrase.
- 34 Introducing A for LH. F Major Chord for LH.
- 35 Warm-up. Incomplete measure. WHEN THE SAINTS GO MARCHING IN
(with RH melody & LH Chords).
- 36 Introducing A for RH. C Major & F Major Chords for RH.
- 37 Warm-up. WHEN THE SAINTS GO MARCHING IN (with LH melody & RH Chords).

G POSITION

- 38 G Position. Intervals in G Position.
- 39 LOVE SOMEBODY! *f-p*. A FRIEND LIKE YOU.
- 40 Tempo Marks. THE DONKEY.
- 41 The Sharp Sign. MONEY CAN'T BUY EV'RYTHING!
- 42 The G Major & D⁷ Chords for LH.
- 43 THE CUCKOO. New Dynamic Signs: Crescendo & Diminuendo.
- 44 The G Major & D Major Chords for RH. Block Chords & Broken Chords.
- 45 The Damper Pedal. HARP SONG.
- 46 Introducing E for LH. A New Position of the C Major Chord.
- 47 Warm-up. BEAUTIFUL BROWN EYES.
- 48 Introducing E for RH. New C Major Chord Position—RH.
- 49 Warm-up. JUST ONE MORE WALTZ!

MIDDLE C POSITION

- 50 Middle C Position. THUMBS ON C!
- 51 PRAISE GOD FROM WHOM ALL BLESSINGS FLOW. Fermata.
- 52 GOOD MORNING TO YOU!
- 53 Eighth Notes. HAPPY BIRTHDAY TO YOU!
- 54 FOR THE BEAUTY OF THE EARTH.

PIECES IN VARIOUS POSITIONS

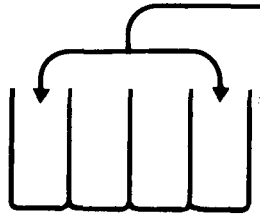
- 55 WHOOPEE TI-YI-YO.
- 56 THE GIFT TO BE SIMPLE. Combining Middle C Position & C Position.
- 57 The Flat Sign. ROCK IT AWAY!
- 58 BOOGIE-WOOGIE GOOSE.
- 60 FÜR LUDWIG.
- 61 TA-DAH!

62 REVIEW OF MUSICAL TERMS

64 CERTIFICATE OF PROMOTION

Intervals: 4ths


When you skip 2 white keys, the interval is a 4th.




4ths are written LINE-SPACE, skipping a space, or SPACE-LINE, skipping a line.

Play, saying "UP a 4th," etc.

Up a 4th 1 4 Down a 4th 2 5 Up a 4th 2 5 Down a 4th



Up a 4th Down a 4th Up a 4th Down a 4th

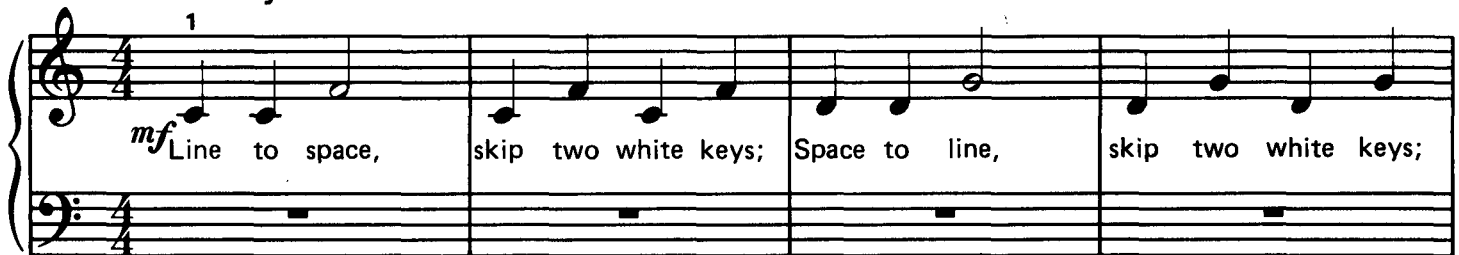


MELODIC FOURTHS

Moderately slow

1

mf Line to space, skip two white keys; Space to line, skip two white keys;



Space to line, line to space, That's the way to play a fourth!

*mf*⁵



AURA LEE

This folk melody was made into a popular song, "LOVE ME TENDER," sung by Elvis Presley.

Moderately slow

1

p



p

5

