

Alfred's

Essentials of

TEACHER'S ACTIVITY KIT, COMPLETE

# MUSIC THEORY

90 Reproducible Activities, Plus 18 Tests

ANDREW SURMANI • KAREN FARNUM SURMANI • MORTON MANUS

## Foreword

*Alfred's Essentials of Music Theory*, in books and software, has quickly become one of the most widely used theory courses. In order for students to learn new concepts thoroughly, however, it is necessary to repeat and reinforce those concepts in unique ways. The reproducible pages of Activities and Tests included in *Teacher's Activity Kit, Complete* will help every student become more familiar with concepts introduced in *Alfred's Essentials of Music Theory* course.

Though correlated with *Alfred's Essentials of Music Theory*, the materials in this kit may also be used to advantage with any theory text.

Unique features of *Teacher's Activity Kit, Complete*:

### Activities

There are five Activities in each of the six Units, which correlate specifically to the Units in Books 1, 2, and 3 of *Alfred's Essentials of Music Theory*. The wide variety of Activities includes Scale Writing, Interval Naming, Triad Identification, and others for a total of 30 Activities in all.

### Tests

There is one Test per Unit that covers all the theory concepts introduced in that Unit.

### Scorekeeping

Each Activity and Test page indicates how points are to be scored so that the page may be graded. The point system to be used is determined by the type of exercises on the page.

A box divided into halves will appear to the right of each exercise.

- If a box has only one number in the bottom half, it indicates a flat score for that exercise.
- If a box has two numbers in the bottom half, the first number indicates the number of points to score for each individual correct answer within the exercise. The second number indicates the total number of points

that can be earned for correctly answering all the items in that exercise.

- The top half of the box is for you to record the number of points actually earned for the exercise.

Every page has a three-part box at the bottom where the scores and total grade for that page are recorded. The total for each page is always 100.

### Record Keeping

At the back of the Kit (page 144) is a reproducible Grade Form page with a grid for listing and keeping track of the student's scores and grades, organized by Unit.

### Answer Key

Answers for every Activity and Test page are included in a reduced size to assist in the grading process.

The *Teacher's Activity Kit* is the perfect "teacher saver" for days when a substitute is required—activities can be offered easily and as needed.

### Page Numbering

Each page in *Teacher's Activity Kit, Complete* is labeled at the top with a Unit number, Activity number, and a correlating page reference.

- The Unit number tells which Unit of *Alfred's Essentials of Music Theory* contains the topic the Activity reinforces.
- The Activity number indicates the sequence of Activities within each Unit.
- The specific page in *Alfred's Essentials of Music Theory*, Book 1, 2, or 3 with which the Activity may be assigned is given at the upper right-hand corner of each sheet. When more than one Activity correlates to the same page in the *Essentials of Music Theory* text book, the Activities may be assigned in any order.
- There is also a space at the top of each page for the student to write his or her name and class.

Thanks to:  
Bruce Goldes,  
and Deanna Hudgins

Alfred Publishing Co., Inc.  
16320 Roscoe Blvd., Suite 100  
P.O. Box 10003  
Van Nuys, CA 91410-0003  
[alfred.com](http://alfred.com)




Copyright © MMVI by Alfred Publishing Co., Inc.  
All rights reserved. Printed in USA.  
ISBN-10: 0-7390-4433-8  
ISBN-13: 978-0-7390-4433-9


**Unit 2 ACTIVITY 1** Name/Class \_\_\_\_\_

# Counting Beats in $\frac{4}{4}$ Time

Place an "X" through each measure showing an incorrect number of beats in  $\frac{4}{4}$  time.




10-100

**Unit 2** **ACTIVITY 5** Name/Class \_\_\_\_\_*Music Crossword Puzzle***ACROSS**

2. Lines that extend the lower and upper ranges of a staff (2 words)
5. Rest that receives 1 beat of silence in  $\frac{4}{4}$  time (2 words)
8. Symbol for a musical silence
9. The length of a note
10. Two stacked numbers appearing after a clef sign (2 words)
14. One whole rest = \_\_\_\_\_ half rests.

16. Rest that receives 4 beats of silence in  $\frac{4}{4}$  time (2 words)
17. Another name for measure
18. Rest that receives 2 beats of silence in  $\frac{4}{4}$  time (2 words)
19. Line that divides music into equal sections (2 words)

**DOWN**


1. Note that receives 4 beats in  $\frac{4}{4}$  time (2 words)

3. The bass and treble staves connected by a brace and bar line (2 words)
4. Note that receives 1 beat in  $\frac{4}{4}$  time (2 words)
6. The lines and spaces music is written on
7. \_\_\_\_\_ quarter rests = one whole rest
9. Lines at the end of a piece of music (2 words)

11. If a note appears on or above the 3rd line of

the staff, the stem extends \_\_\_\_\_.

12. An introduction given before a piece of music that is performed to indicate the tempo
13. The area between bar lines
15. Note that receives 2 beats in  $\frac{4}{4}$  time (2 words)

**Unit 3 ACTIVITY 5** Name/Class \_\_\_\_\_**Music Crossword Puzzle****ACROSS**

1. A \_\_\_\_\_ rest is used for a full measure of rest.
4. On \_\_\_\_\_ instruments, a slur indicates a group of notes to be played in one bow.
7. Albert von Tilzer composed the song "Take Me Out to the \_\_\_\_\_."
11. In  $\frac{3}{4}$  time, two tied dotted half notes equal \_\_\_\_\_ beats.
13. A curved line that joins two notes of the same pitch

14. In  $\frac{3}{4}$  and  $\frac{4}{4}$  time, this note receives 3 beats. (3 words)
16. A half note receives \_\_\_\_\_ beats in  $\frac{3}{4}$  time.
17. The tie should always be written on the \_\_\_\_\_ side from the note stems.
18. When stem direction is mixed, the slur is written \_\_\_\_\_ the notes.
20. A curved line that smoothly connects two or more notes of different pitches

**DOWN**

2. Two quarter rests equal the value of one \_\_\_\_\_ rest.
3. To play or sing notes smoothly connected
5.  $\frac{2}{4}$  and  $\frac{3}{4}$  are referred to as \_\_\_\_\_.
6. "Aura Lee" is an \_\_\_\_\_ folk song.
8. In  $\frac{2}{4}$  time, the \_\_\_\_\_ note receives 1 beat.
9. A whole rest receives \_\_\_\_\_ beats in  $\frac{3}{4}$  time.
10. On \_\_\_\_\_ instruments, only the first note of a group of slurred

notes should be tongued.

12. On \_\_\_\_\_ instruments, slurs indicate when to lift the hands.
15. If the quarter note receives 1 beat, then the bottom number of the time signature is \_\_\_\_\_.
19. In  $\frac{2}{4}$  time, the maximum number of half notes in a bar is \_\_\_\_\_.

**Unit 9 ACTIVITY 3** Name/Class \_\_\_\_\_

# Augmented Intervals

**1** When the distance between the two notes of a perfect or major interval is *increased* (made larger) by one \_\_\_\_\_, an \_\_\_\_\_ interval is formed.

1-2

**2** Identify each interval and indicate if it is perfect (P) or major (M). Then rewrite the upper note in the measure that follows to create an augmented (A) interval, and write the interval name below it.

M2    A2    \_\_\_\_\_

\_\_\_\_\_

2-24

**3** Identify each interval and indicate if it is augmented (A), major (M) or perfect (P).

A3    \_\_\_\_\_

\_\_\_\_\_

1-26

**4** Identify each interval and indicate if it is augmented (A), major (M), minor (m) or perfect (P).

m2    \_\_\_\_\_

\_\_\_\_\_

1-24

**5** Write the upper note of each augmented interval.

A4    A7    A2    A3    A6    A5

A8    A1    A6    A5    A2    A4

2-24

100