



Overview of New Materials in Lesson Book 2B

Notes Introduced

Page 5



Page 6



Page 8



Musical Terms and Symbols

- A-B form
- \parallel : \parallel
- *andante*
- minor 5-finger patterns (A, D, C, G)
- arpeggio
- melodic and harmonic intervals of a 7th, 8th (octave)
- D. C. al Fine
- pedal sign
- *pp*, *ff*
- A-B-A form
- natural sign
- major scales (C, G)
- three-note V^7 chords (in C, G)
- key signatures (C, G)



Technique Principles

- Moving the hand
- Hand-over-hand arpeggios
- Legato pedaling
- Scale fingerings—pass-under and cross-over
- Fingering—stretch

Rhythm Patterns Introduced

1. $\frac{4}{4}$ \parallel (Page 40)
2. $\frac{4}{4}$ \parallel (Page 40)
3. $\frac{4}{4}$ \parallel (Page 42)
4. $\frac{4}{4}$ \parallel (Page 43)

Alfred's Premier Piano Course

Dennis Alexander • Gayle Kowalchyk • E. L. Lancaster • Victoria McArthur • Martha Mier

Lesson 2B is available in two versions: Book with CD (#25722) or Book without CD (#25721). Level 2B continues the steady development of artistry and keyboard skills that began in 1A and continued through 2A.

- Note-reading skills are expanded to include additional ledger-line notes. Melodic and harmonic 7ths and octaves are used to help the student move freely around the keyboard.
- Dotted quarter and eighth-note rhythm patterns are added to other rhythms of gradually increasing complexity.
- Technical *Workouts* continue the development of skills, including one-octave scales, chord patterns, hand-over-hand arpeggios, and legato pedaling.

Lesson Book 2B is designed to correlate with Theory and Performance Books 2B of *Alfred's Premier Piano Course*. When used together, they offer a fully integrated and unparalleled comprehensive approach to piano instruction.

The Book with CD version includes a recording that provides a *performance* model and *practice* companion. Each title is performed twice on acoustic piano—a *performance* tempo and a slower *practice* tempo.

See page 49 for information on the CD. Flash Cards 2B (#25727) and a General MIDI Disk 2B (#23263) are available separately.

Edited by Morton Manus

Cover Design by Ted Engelbart

Interior Design by Tom Gerou

Illustrations by Jimmy Holder

Music Engraving by Linda Lusk



Copyright © MMVI by Alfred Music
All Rights Reserved.

Contents

Premier Music Review	2
A-B Form	4
New Note F in Bass Clef.	5
New Note E in Bass Clef.	6
New Tempo Marking— <i>Andante</i>	7
New Notes A and B in Treble Clef.	8
Minor 5-Finger Patterns	10
Major and Minor 5-Finger Patterns and Chords .	12
Hand-over-Hand Arpeggios	14
<i>f-p</i>	16
Interval of a 7th.	18
D.C. al Fine	20
Legato Pedaling	22
New Dynamic Sign <i>pp</i>	23
Interval of an Octave (8th).	24
New Dynamic Sign <i>ff</i>	25
A-B-A Form	26
C Major Scale.	30
G Major Scale	31
The Three-Note V⁷ Chord in C.	34
The Three-Note V⁷ Chord in G.	35
Key Signature of G Major.	36
Single Eighth Note and Eighth Rest	40
Dotted Quarter Note	42

Jazzy Toccatina

CD 1/2 GM 1



A-B Form

The first section of a piece of music is often labeled as **A**.

The second section (which sounds different) is often labeled as **B**.

Jazzy Toccatina is in **A-B** form.

Section A

Allegro

1


5

9

f

13

* A *toccata* is a short piece intended to show off playing skills.



CD 39/40 GM 20

5

