

MY FIRST

KEYBOARD SOLOS

by
Lynn Freeman Olson

CONTENTS

Big Day	6
Downtown Traffic	22
Folk Dance	2
Highway Rhythm	12
Hiking	8
Mill Wheel Turns, The	10
Olympic Parade	14
Prairie Drums	16
Sky Float	20
Twilight Scene	4
Who Has Seen the Wind?	18

FOREWORD

The books in the MY FIRST KEYBOARD series meet a variety of studio needs, most especially:

Reinforcement of skills and reading encountered in many first-year methods,
Enjoyable, non-method books for review purposes.

MY FIRST KEYBOARD NOTESPELLER

Not just “another notespeller,” these compact lessons include intriguing puzzles, listening games, reading checks—planned for home completion and packed with practicality.

MY FIRST KEYBOARD SOLOS

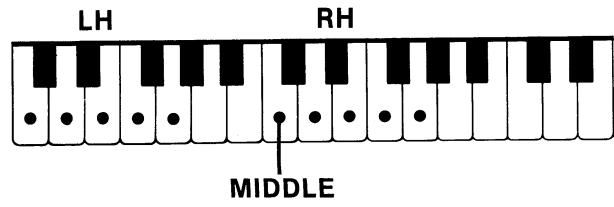
Pieces just for the joy of it all! The varied styles and appealing sounds carry the player from the earliest weeks on through the first level of musical progress.

MY FIRST KEYBOARD WARM-UPS

Brief, fun exercises designed to get those arms, hands, and fingers into daily action—quickly and painlessly!

Lynn Freeman Olson

Folk Dance



Lively

f Jump up, then heel, toe! Mov - ing to the hap - py beat!

3 2 3 1

The first system of musical notation is in 4/4 time. The right hand (RH) plays a melody starting with a whole note rest, followed by quarter notes G4, A4, B4, C5, and a quarter rest. The left hand (LH) plays a bass line starting with a whole note rest, followed by quarter notes C3, D3, E3, and a quarter rest. Fingerings are indicated above the RH notes: 3, 2, 3, 1. A dynamic marking of *f* is placed above the first measure.

Step up, then heel, toe! In the park and in the street!

4 3 4 2

The second system of musical notation continues the melody. The RH plays quarter notes D5, E5, F5, G5, and a quarter rest. The LH plays quarter notes F3, G3, A3, and a quarter rest. Fingerings are indicated above the RH notes: 4, 3, 4, 2. A dynamic marking of *f* is placed above the first measure.

Whirl - ing, swirl - ing, spin a - round, spin a - round!

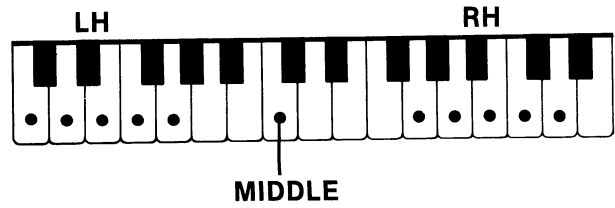
5,

The third system of musical notation continues the melody. The RH plays a half note G5, followed by quarter notes A5, B5, and a quarter rest. The LH plays a half note C4, followed by quarter notes D4, E4, and a quarter rest. A fingering of 5, is indicated above the first RH note. A dynamic marking of *f* is placed above the first measure.

Curl - ing, twirl - ing to the hap - py sound!

The fourth system of musical notation continues the melody. The RH plays a half note G5, followed by quarter notes A5, B5, and a quarter rest. The LH plays a half note C4, followed by quarter notes D4, E4, and a quarter rest. A dynamic marking of *f* is placed above the first measure.

Big Day



Cheerfully

1

f

Morn - ing's here, it's our big day, One we planned to - geth - er.

2

Time to tra - vel, time to go, Who cares what the weath - er!

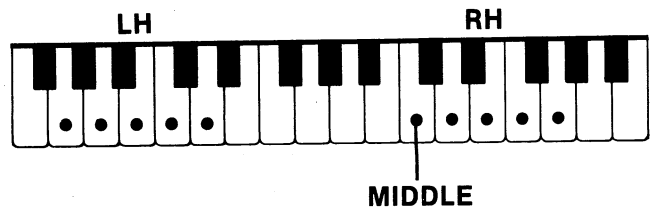
4

p

Kept our plan a se - cret, They will nev - er know

3

Hiking



Steadily

The first system of musical notation for 'Hiking' is in 2/4 time. The right hand (RH) starts with a forte (*f*) dynamic and a first finger (1) fingering. The left hand (LH) has a second finger (2) fingering. The melody in the RH consists of quarter notes: C4, D4, E4, F4, G4, A4, B4, C5. The LH accompaniment consists of quarter notes: C3, F2, C3, F2, C3, F2, C3, F2.

The second system of musical notation continues the piece. The right hand (RH) has a fifth finger (5) fingering. The left hand (LH) has a second finger (2) fingering. The melody in the RH consists of quarter notes: D4, E4, F4, G4, A4, B4, C5, B4, A4, G4, F4, E4, D4. The LH accompaniment consists of quarter notes: C3, F2, C3, F2, C3, F2, C3, F2.

The third system of musical notation concludes the piece. The right hand (RH) has a third finger (3) fingering and a piano (*p*) dynamic. The left hand (LH) has a second finger (2) fingering. The melody in the RH consists of quarter notes: E4, F4, G4, A4, B4, C5, B4, A4, G4, F4, E4. The LH accompaniment consists of quarter notes: C3, F2, C3, F2, C3, F2, C3, F2.