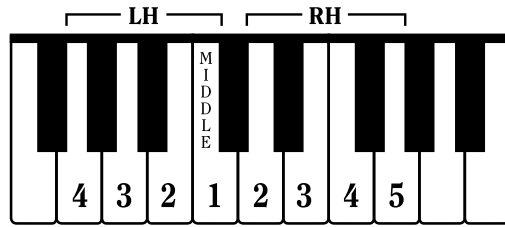




DUET PART (Student plays 1 octave higher.)

Moderately slow

Overture



Peter Ilyich Tchaikovsky
Arr. by Tom Gerou

Moderately slow

Musical notation for the first system (measures 1-4). The piece is in 4/4 time and begins with a piano (*p*) dynamic. The right hand (RH) plays a melody with a triplet of eighth notes in measure 2. The left hand (LH) plays a bass line with a marked first finger (1*) in measure 1. Fingerings are indicated below the notes: 4, 1, 4, 1, 2.

Musical notation for the second system (measures 5-8). The right hand (RH) continues the melody with triplets in measures 6 and 7. The left hand (LH) continues the bass line. Fingerings are indicated below the notes: 4, 1, 3, 5, 3, 1, 4.


Musical notation for the third system (measures 9-12). The right hand (RH) continues the melody with a triplet in measure 10. The left hand (LH) continues the bass line. Fingerings are indicated below the notes: 4, 1, 4, 1, 2.

Musical notation for the fourth system (measures 13-16). The right hand (RH) continues the melody with triplets in measures 14 and 15. The left hand (LH) continues the bass line. Fingerings are indicated below the notes: 4, 1, 1, 4.

Herr Drosselmeyer, Fritz and Clara's godfather, arrives at the party. He is a mysterious inventor who brings delightful mechanical gifts for the children.

Finding Fritz and Clara's House

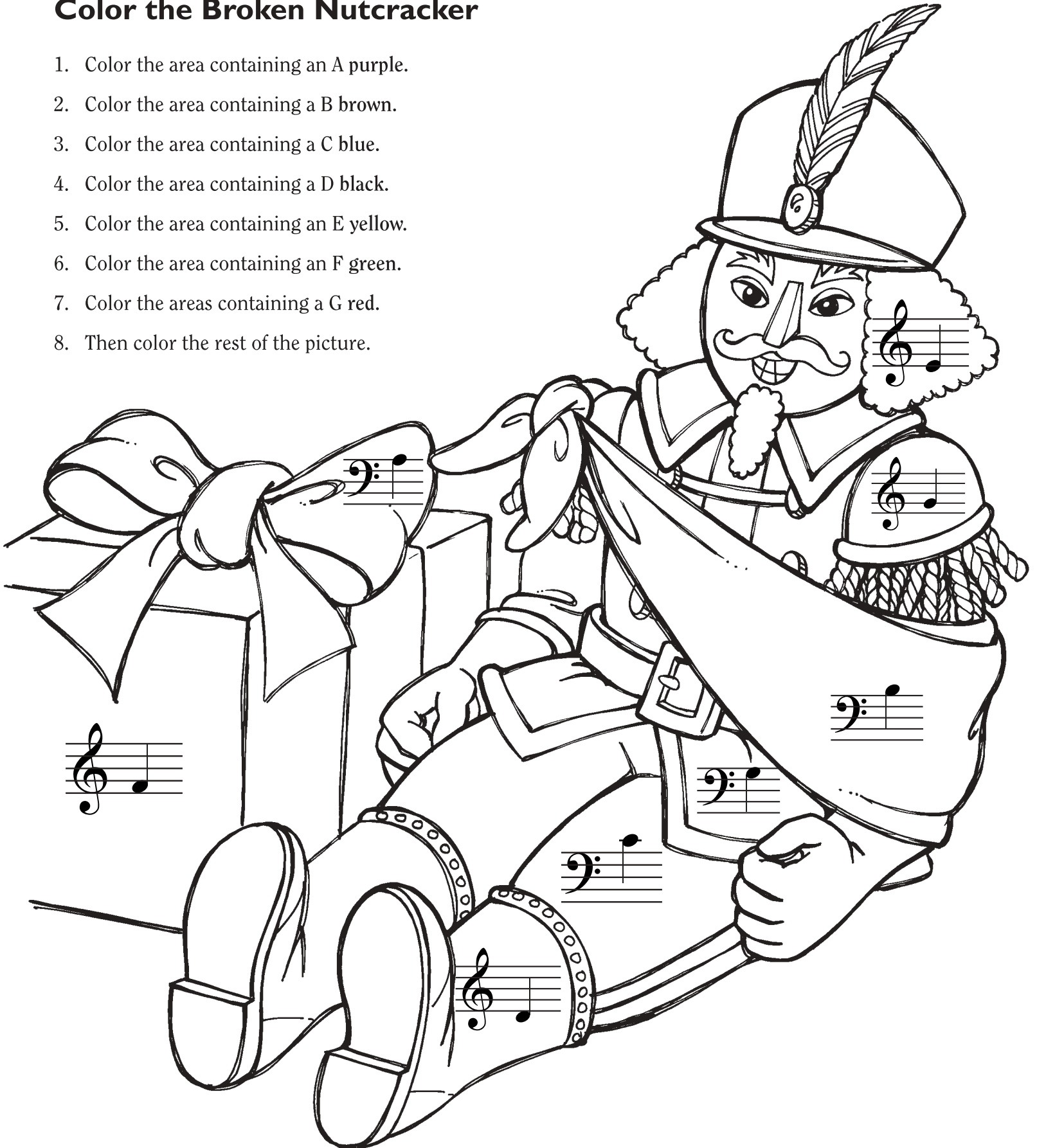
1. The road that Herr Drosselmeyer will take to Fritz and Clara's house has signs that contain four beats ($\text{♪} = 1$ beat). Draw a line along this road.
2. Stop along the way to clap and count aloud each four-beat rhythm pattern.
3. Then color the picture.



Clara's gift is the most wonderful of all—a nutcracker. Out of jealousy, Fritz grabs the nutcracker from Clara and it falls to the floor. Herr Drosselmeyer picks up the broken nutcracker, tries to repair it, and hands it back to Clara.

Color the Broken Nutcracker

1. Color the area containing an A purple.
2. Color the area containing a B brown.
3. Color the area containing a C blue.
4. Color the area containing a D black.
5. Color the area containing an E yellow.
6. Color the area containing an F green.
7. Color the areas containing a G red.
8. Then color the rest of the picture.



Eagerly awaiting the next performance, Clara and the Nutcracker Prince are pleasantly surprised to see the elegant and beautiful Dance of the Reed Flutes.



DUET PART (Student plays 1 octave higher.)

Moderately fast

Musical score for the Duet Part, Moderately fast, in 4/4 time. The score is written in bass clef and includes fingerings, dynamics, and articulation marks.

Measure 1: *mp*. Notes: G₂ (5), G₂ (1), A₂, B₂, C₃, D₃. Fingering: 5, 1, 3, 1, 5. Chord: G₂ (5), G₂ (1), C₃ (3).

Measure 2: Notes: D₃, E₃, F₃, G₃. Fingering: 1, 2, 3, 4. Chord: D₃ (1), E₃ (2), F₃ (3), G₃ (4).

Measure 3: Notes: G₃, F₃, E₃, D₃. Fingering: 2, 1. Chord: G₃ (2), F₃ (1), D₃ (1).

Measure 4: Notes: C₃, B₂, A₂, G₂. Fingering: 4, 2, 1. Chord: C₃ (4), B₂ (2), A₂ (1), G₂ (5).

Measure 5: Notes: F₂, E₂, D₂, C₂. Fingering: 3, 2, 1. Chord: F₂ (3), E₂ (2), D₂ (1), C₂ (5).

Measure 6: Notes: B₂, A₂, G₂, F₂. Fingering: 2, 1. Chord: B₂ (2), A₂ (1), F₂ (5).

Measure 7: Notes: E₃, D₃, C₃, B₂. Fingering: 4, 1. Chord: E₃ (4), D₃ (1), B₂ (5).

Measure 8: Notes: A₂, G₂, F₂, E₂. Fingering: 2, 1. Chord: A₂ (2), G₂ (1), E₂ (5).

Measure 9: Notes: D₃, C₃, B₂, A₂. Fingering: 2, 1. Chord: D₃ (2), C₃ (1), A₂ (5).

Measure 10: Notes: G₂, F₂, E₂, D₂. Fingering: 4, 1. Chord: G₂ (4), F₂ (1), D₂ (5).

Measure 11: Notes: C₃, B₂, A₂, G₂. Fingering: 2, 1. Chord: C₃ (2), B₂ (1), G₂ (5).

Measure 12: Notes: F₂, E₂, D₂, C₂. Fingering: 4, 3, 2. Chord: F₂ (4), E₂ (3), D₂ (2), C₂ (5).

Measure 13: Notes: B₂, A₂, G₂, F₂. Fingering: 5, 2, 1. Chord: B₂ (5), A₂ (2), G₂ (1), F₂ (5).


Measure 14: Notes: E₃, D₃, C₃, B₂. Fingering: 1, 2, 3. Chord: E₃ (1), D₃ (2), C₃ (3), B₂ (5).

Measure 15: Notes: A₂, G₂, F₂, E₂. Fingering: 1. Chord: A₂ (1), G₂ (5), E₂ (5).

Measure 16: Notes: D₃, C₃, B₂, A₂. Fingering: 1. Chord: D₃ (1), C₃ (5), A₂ (5).

Dance of the Reed Flutes

Middle C Position



Peter Ilyich Tchaikovsky

Arr. by Tom Gerou

Moderately fast

1

mf

2 3

5

4

4 1

9

p

3

12

mf

1

Clapping Rhythms from Dance of the Reed Flutes

1. Clap the rhythm in each example below.
2. Finish numbering the rhythms (1–7) to match the rhythm of *Dance of the Reed Flutes* (page 27). Write the correct number in each circle.
3. Clap the rhythms in the correct order.
3. Then color the picture.

○

①

○

○

②

○

○