

CONTENTS

INTRODUCTION TO PLAYING

- 4 Position at the Keyboard. About Music Racks or Holders.
- 5 Finger Numbers. Preparing to Play. Ready to Begin!
- 6 The Keyboard. Using the SUSTAIN Feature.
- 7 Name that Key!

C POSITION

- 8 Right Hand C Position. Treble Clef Sign. Right Hand Warm-Up.
- 9 Quarter Notes & Half Notes. Measure. Bar Line. Double Bar. ODE TO JOY.
- 10 Left Hand C Position. Bass Clef Sign. Left Hand Warm-Up.
- 11 The Whole Note. AURA LEE.

THE GRAND STAFF

- 12 The Grand Staff. Time Signature. Whole Rest. Repeat Sign.

PLAYING C—G ON THE GRAND STAFF

- 13 ROCK-ALONG. MEXICAN HAT DANCE. Quarter Rest. Adding AUTOMATIC RHYTHM.
- 14 Melodic Intervals, 2nds, 3rds. Dynamic Signs, *p*, *mf*. AU CLAIRE DE LA LUNE.
TISKET, A TASKET.
- 15 Harmonic Intervals, 2nds, 3rds. *f*. ROCKIN' INTERVALS.
- 16 Melodic 4ths, 5ths. GOOD KING WENCESLAS. MY FIFTH.
- 17 Harmonic 4ths, 5ths. JINGLE BELLS.

USING THE AUTOMATIC FEATURES

- 18 The Auto Bass Chord (Accompaniment) Section. Fun with Auto ON.
- 19 THE ONE-MAN BAND. Variation. Duet. Arpeggio. MUSIC WITH A BEAT.
3 Ways to End a Song. Half Rest.

INTRODUCTION TO CHORDS

- 20 The C Major Chord.
- 21 HERE'S A HAPPY SONG! BROTHER JOHN.
- 22 BROTHER JOHN, with Sustained Single Finger Chord and with Rhythmic Chords.
- 23 Introducing B for LH. Two Important Chords for LH: C Major, G7.
- 24 Tied Notes. MERRILY WE ROLL ALONG. LARGO (from "The New World").
- 25 How to Play "Single Finger" 7th Chords. HERE'S A HAPPY SONG! (with RH Melody).
- 26 Introducing B for RH. C Major, G7 Chords for RH.
- 27 MARY ANN, with LH melody.
- 28 MARY ANN, with RH Melody and Auto Chords. Vibrato. Stereo. Reverb.
- 29 Time Signature 3/4. Dotted Half Note. AN OLD-FASHIONED WALTZ.
- 30 Slurs & Legato Playing. DON'T BUY ME RIBBONS.
- 31 THE PEANUT SONG.
- 32 Introducing A for LH. F Major Chord for LH.
- 33 Warm-Up using C, G7 & F Chords for LH. Incomplete Measure.
WHEN THE SAINTS GO MARCHING IN.
- 34 Single Finger F Major Chord. WHEN THE SAINTS GO MARCHING IN,
with Auto Chords & Rhythm.
- 35 ROCK ANYWHERE! Adding "Fill-ins."
- 36 Introducing A for RH. C Major & F Major Chords for RH.
- 37 OLD COUNTRY MUSIC. *sva*. Fade Ending.

G POSITION

- 38 G Position. Intervals in G Position.
- 39 LOVE SOMEBODY! A FRIEND LIKE YOU.
- 40 The Sharp Sign. MONEY CAN'T BUY EVERYTHING!
- 41 The Fermata. MONEY CAN'T BUY EVERYTHING!, with Single Finger Chords.
- 42 G Major & D7 Chords for LH.
- 43 THE CUCKOO. "Fingered Chords."
- 44 G Major & D7 Chords for RH. G Major & D7 Chords, Block & Broken.
- 45 The Sustaining Pedal. STUDY IN G MAJOR.
- 46 A New Position of the C Major Chord. Preparation for BEAUTIFUL BROWN EYES.
- 47 BEAUTIFUL BROWN EYES.

- 48 Introducing E for RH. New C Major Chord Position for RH.
 49 ALPINE MELODY.

NEW NOTE-VALUES

- 50 Introducing Eighth Notes.
 51 SKIP TO MY LOU.
 52 Syncopated Notes. STANDING IN THE NEED OF PRAYER.
 53 Introducing Dotted Quarter Notes.
 54 KUM-BA-YAH!
 55 THINK ABOUT THE HAPPY DAYS!

EXPANDING THE 5 FINGER POSITION

- 56 Measuring 6ths.
 57 LAVENDER'S BLUE.
 58 LONDON BRIDGE. MICHAEL, ROW THE BOAT ASHORE.
 59 BLOW THE MAN DOWN!
 60 Moving Up & Down the Keyboard in 6ths. LONE STAR WALTZ.
 61 The Eighth Rest. THE HOKEY-POKEY.
 62 Measuring 7ths & Octaves.
 63 CAFÉ VIENNA.
 64 The Flat Sign. ROCK IT AWAY!
 65 Measuring Half Steps & Whole Steps. Tetrachords.

THE MAJOR SCALE—THE KEY OF C MAJOR

- 66 The Major Scale. The C Major Scale.
 67 *ff.* JOY TO THE WORLD!
 68 More About Chords. Root Position Triads.
 69 COCKLES AND MUSSELS.
 70 The Primary Chords in C Major. Chord Progressions.
 71 Staccato. About the Blues. GOT THOSE BLUES!
 72 The Blues, with Auto Bass Chord & Rhythm. GOT THOSE BLUES!
 73 RH Extended Position. ON TOP OF OLD SMOKY.

THE KEY OF G MAJOR

- 74 The G Major Scale. The Key of G Major.
 75 Changing Fingers on the Same Note. THE CAN-CAN.
 76 The Primary Chords in G Major. THE MARINES' HYMN.
 77 The Natural Sign. WHY AM I BLUE?

THE KEY OF F MAJOR

- 78 The F Major Scale.
 79 LITTLE BROWN JUG.
 80 The Primary Chords in F Major. CHIAPANECAS.
 82 HE'S GOT THE WHOLE WORLD IN HIS HANDS.
 83 DOWN IN THE VALLEY.

THE KEY OF A MINOR

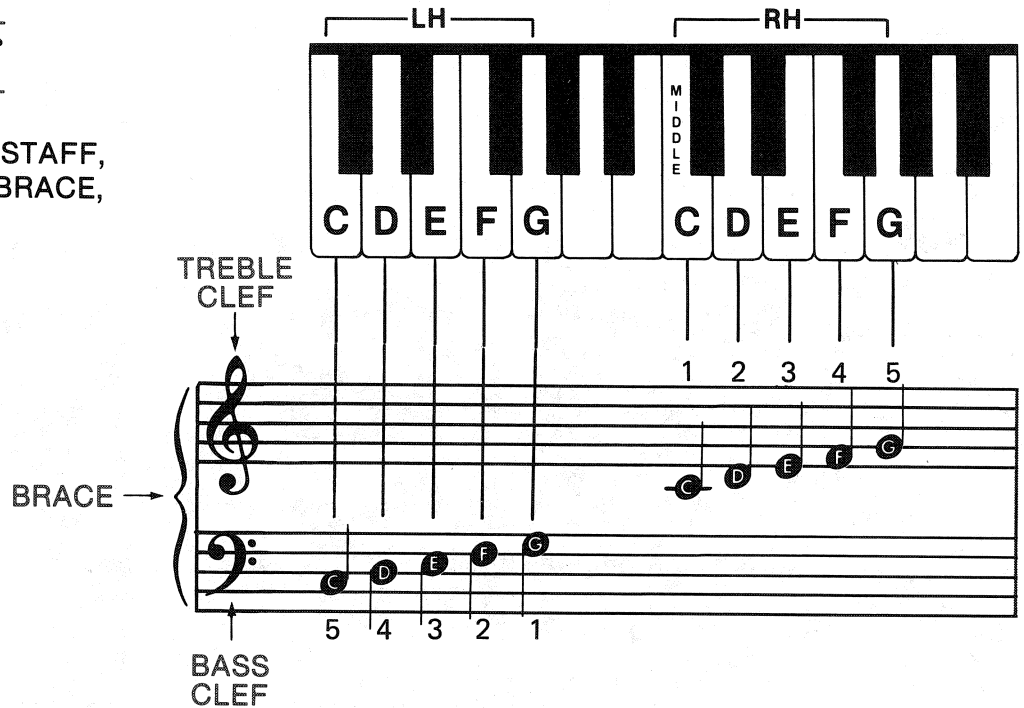
- 84 The Key of A Minor. The A Harmonic Minor Scale.
 85 More Syncopated Notes. JERICHO.
 86 More About Triads. The Primary Chords in A Minor.
 87 MINOR EVENT. Experimenting with Fancy Rhythms.
 88 How to Play "Single Finger" Minor Chords. JERICHO with "Single Finger" Chords.
 89 GREENSLEEVES.
 90 ROCK-A MY SOUL.
 91 THE ENTERTAINER.
 92 Eighth Note Triplets. AMAZING GRACE.
 93 Arpeggiated Chords.

IMPROVISING

- 94 Improvising in the Dorian Mode.
 95 Getting Rid of Your Inhibitions. Adding "Grace Notes."
 96 Fingered Chord Chart.


The Grand Staff

The **BASS STAFF & TREBLE STAFF**, when joined together with a **BRACE**, make up the **GRAND STAFF**.



TIME SIGNATURE

Music has numbers at the beginning called the **TIME SIGNATURE**.

4 means 4 beats to each measure.
4 means a **QUARTER NOTE**  gets one beat.


PLAYING ON THE GRAND STAFF

Auto: OFF Register: PIANO
 Rhythm: OFF Sustain: ON

Only the starting finger number for each hand is given.
 The following practice procedure is recommended for the rest of the pieces in this book:

1. Clap (or tap) & count.
2. Play & count.
3. Play & sing the words, if any.

RH 1

This sign  is a **WHOLE REST**.
 LH is silent a whole measure!

RH silent a whole measure.

The **DOUBLE DOTS** mean **REPEAT FROM THE BEGINNING**.