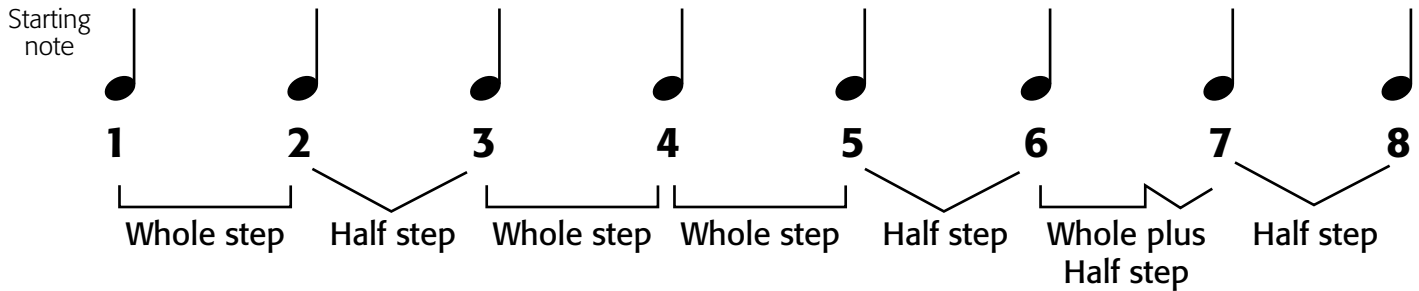


## BUILDING MINOR SCALES

A natural minor scale is a series of eight notes having this pattern: W-H-W-W-H-W-W.


A harmonic minor scale is formed by raising the seventh tone one half step, ascending and descending.



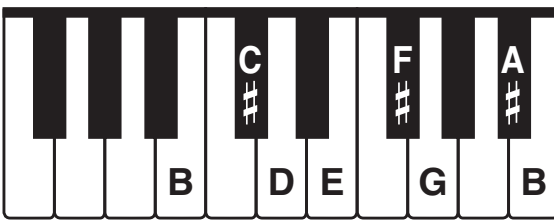
Write the letter names to form each harmonic minor scale.

|           | Whole step | Half step | Whole step | Whole step | Half step | Whole plus Half step | Half step |
|-----------|------------|-----------|------------|------------|-----------|----------------------|-----------|
| <b>A</b>  | <i>B</i>   | <i>C</i>  | <i>D</i>   | <i>E</i>   | <i>F</i>  | <i>G</i>             | <i>A</i>  |
| <b>E</b>  | _____      | _____     | _____      | _____      | _____     | _____                | _____     |
| <b>B</b>  | _____      | _____     | _____      | _____      | _____     | _____                | _____     |
| <b>F#</b> | _____      | _____     | _____      | _____      | _____     | _____                | _____     |
| <b>C#</b> | _____      | _____     | _____      | _____      | _____     | _____                | _____     |
| <b>G#</b> | _____      | _____     | _____      | _____      | _____     | _____                | _____     |
| <b>D#</b> | _____      | _____     | _____      | _____      | _____     | _____                | _____     |
| <b>D</b>  | _____      | _____     | _____      | _____      | _____     | _____                | _____     |
| <b>G</b>  | _____      | _____     | _____      | _____      | _____     | _____                | _____     |
| <b>C</b>  | _____      | _____     | _____      | _____      | _____     | _____                | _____     |
| <b>F</b>  | _____      | _____     | _____      | _____      | _____     | _____                | _____     |
| <b>Bb</b> | _____      | _____     | _____      | _____      | _____     | _____                | _____     |
| <b>Eb</b> | _____      | _____     | _____      | _____      | _____     | _____                | _____     |

# B Minor (2 sharps—F#, C#)

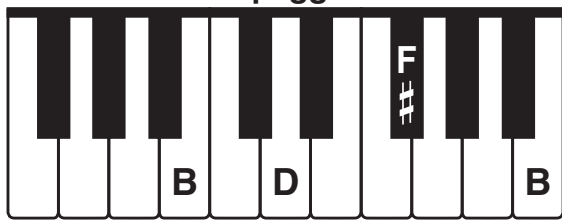


**Harmonic Minor Scale**




**Raised 7th—A#**

**Arpeggio**




## One-Octave Scale

RH: 1 2̇ 3 1 2̇ 3 4 5  
 LH: 4 3 2 1 4 3 2 1




## One-Octave Arpeggio

RH: 1 2 3 5  
 LH: 5 4 2 1




## Cadences

1



2



Root in LH

### Practice Suggestions for Minor Scales (pages 3–14)

1. Practice *legato*, hands separately, always listening for an even tone.
2. *Crescendo* on the ascending scale; *diminuendo* on the descending scale.
3. Play all quarter notes *staccato*.
4. When fingering is secure hands separately, then practice hands together.
5. When fingering is secure hands together, practice RH *forte* and LH *piano*, then RH *piano* and LH *forte*.
6. When fingering is secure hands together, practice RH *legato* and LH *staccato*, then RH *staccato* and LH *legato*.
7. Practice using the following rhythms:

**a**

**b**

### Practice Suggestions for Minor Arpeggios (pages 3–14)

1. Practice *legato*, hands separately, always listening for an even tone.
2. When fingering is secure hands separately, then practice hands together.
3. Practice using the following rhythm:

### Practice Suggestions for Cadences (pages 3–14)

- Example 1: Practice hands separately, then hands together.  
 Example 2: Play the LH root followed by the RH chord, then play as written.