

The Time Signature

Music has numbers at the beginning called the **TIME SIGNATURE**.

The **TOP NUMBER** tells the number of beats in each measure.




The **BOTTOM NUMBER** tells the kind of note that gets ONE beat.

$\frac{4}{4}$ means 4 beats to each measure.

$\frac{4}{4}$ a **QUARTER NOTE**  gets ONE beat.



← MEASURE → **BAR LINE** ↓ ← MEASURE → **BAR LINE** ↓

$\frac{4}{4}$				two,	One	two	three	four.
---------------	---	---	---	------	------------	-----	-------	-------

The notes in each measure must add up to 4 COUNTS!

1. How many **QUARTER NOTES** can you have in each measure of $\frac{4}{4}$ time? _____
Fill these measures with QUARTER NOTES.

$\frac{4}{4}$	
---------------	--

2. How many **HALF NOTES** can you have in each measure of $\frac{4}{4}$ time? _____
Fill these measures with HALF NOTES.

$\frac{4}{4}$	
---------------	--

3. How many **WHOLE NOTES** can you have in each measure of $\frac{4}{4}$ time? _____
Fill each measure with a WHOLE NOTE.

$\frac{4}{4}$	
---------------	--

4. Add only ONE NOTE to each measure to make it complete.

$\frac{4}{4}$ 	  
---	---

$\frac{4}{4}$  	
---	--

Steps to Progress



Get everything on this page correct and you will never have trouble with HALF STEPS & WHOLE STEPS!

1. Write $\frac{1}{2}$ for each HALF STEP and 1 for each WHOLE STEP.

Some tricky ones:

2. Change the following HALF STEPS to WHOLE STEPS by adding one accidental (#, b or ♭) before the second note of each measure.

3. Change the following WHOLE STEPS to HALF STEPS by adding one accidental before the second note of each measure.