



# Take Note... (A Note Reading Review)

## Note Names

Notes on the staff indicate **pitch**—the *highness* or *lowness* of the music tones.

Notes are named after the first seven letters of the alphabet: **A B C D E F G**

## Key Names

Starting with the lowest white key, the piano keyboard has 88 keys, named A–G, in order.

The key names repeat over and over. (Some electronic instruments have fewer keys.)



## Notes on the Staff

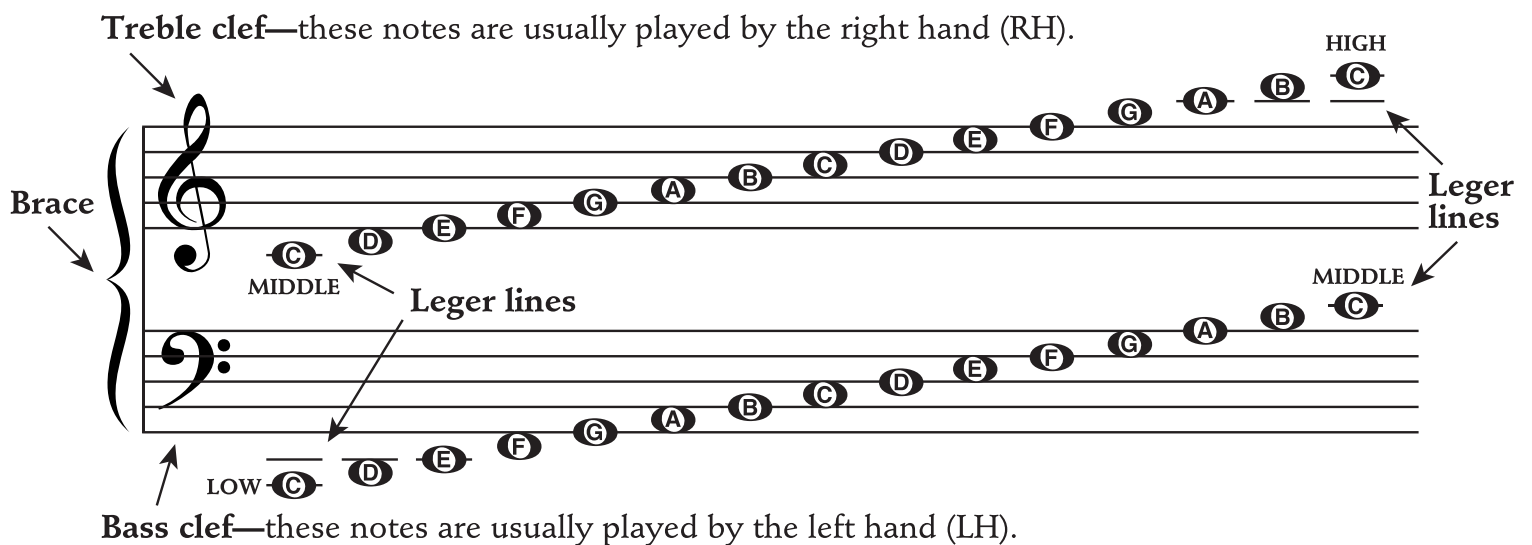
Music is written *on* the 5 lines and *in* the 4 spaces of the staff.



Notes are written on the staff in **treble clef** or **bass clef**.

Treble and bass staves are connected by a **brace** to make the **grand staff**.

**Leger lines** are used above and below the staff to expand its range.





# It's About Time... (A Rhythm Reading Review)

## Pulse

Every piece of music has a steady **pulse** that is present throughout. Sometimes pulse is called "the steady beat."

## Rhythm

Notes indicate both pitch and **rhythmic duration**.

Rhythmic duration is measured in beats.

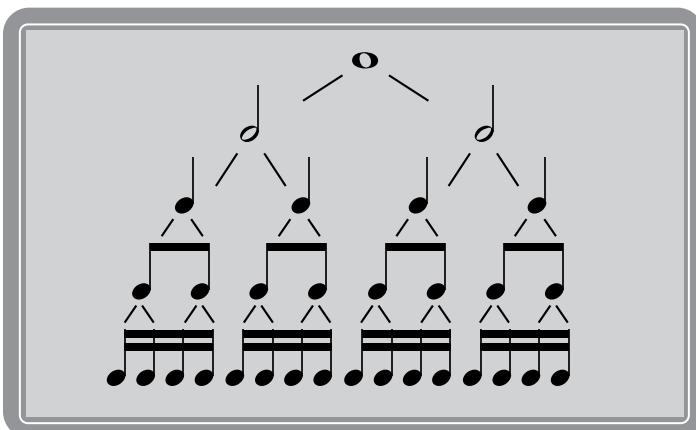
When learning and performing music, count the rhythm.

## Duration

Notes		Rests		Beats (when $\text{♩} = 1 \text{ beat}$ )
Whole note	$\text{○}$	Whole rest	$\text{—}$	4 beats
Dotted half note	$\text{♩.}$	Dotted half rest	$\text{—.}$	3 beats
Half note	$\text{♮}$	Half rest	$\text{—}$	2 beats
Dotted quarter note	$\text{♩.}$	Dotted quarter rest	$\text{♪.}$	$1\frac{1}{2}$ beats
Quarter note	$\text{♩}$	Quarter rest	$\text{♪}$	1 beat
Eighth note	$\text{♩}$	Eighth rest	$\text{♪}$	$\frac{1}{2}$ beat
Sixteenth note	$\text{♩}$	Sixteenth rest	$\text{♪}$	$\frac{1}{4}$ beat

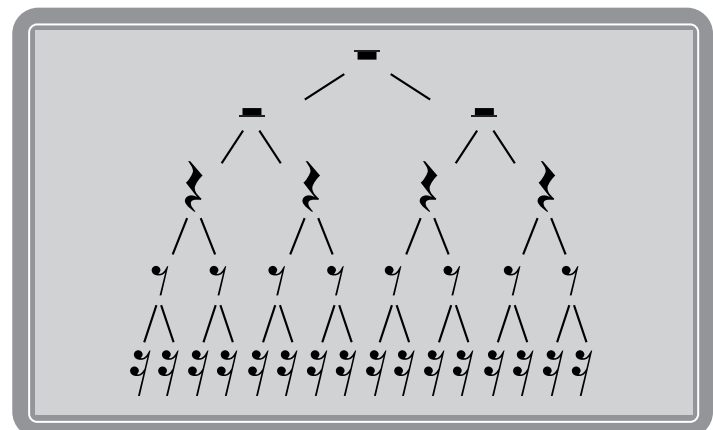
## The Note Pyramid

Notice how the rows are equal.



## The Rest Pyramid

Notice how the rows are equal.





# What Do You Remember? Part Two

1. Write the names of the notes on the lines. Then, play the patterns on the keyboard.

a.   
\_ \_ \_ \_ \_

b.   
\_ \_ \_ \_ \_

c.   
\_ \_ \_ \_ \_

d.   
\_ \_ \_ \_ \_

e.   
\_ \_ \_ \_ \_

f.   
\_ \_ \_ \_ \_

g.   
\_ \_ \_ \_ \_

h.   
\_ \_ \_ \_ \_

# LITTLE ROMANCE

(from *Musical ABC*)

## Just the Facts

**Key:** D minor (1  $\flat$ —B $\flat$ )\*  
**Tempo:** Andante con moto  
**Dynamics:** *p*,  $\text{<}$ ,  $\text{>}$ , *mf*  
**Other:** phrase,  $\text{||:}$   $\text{:||}$ , poco rit.

Heinrich Wohlfahrt

**Andante con moto**  
 (PS1)

*Phrase—a musical thought; slur indicates legato (smoothly connected).*

*p*

*mf*

*p*

*2nd time poco rit.*

*Repeat sign (play again)*

5

9

13

\*The B-flat is not used in this piece.

# JUST STRUTTIN' ALONG

## Just the Facts

**Key:** A minor (no #s or bs)

**Tempo:** Moderate blues swing

**Dynamics:** *mp*, *p*,  $\text{cresc.}$ , *mf*, *f*,  $\text{decresc.}$ , *pp*

**Other:**  $\text{trio}$  =  $\text{trio}$ ,  $\text{tie}$ ,  
slur, #,  $\text{acc.}$ ,  $\text{trill}$ ,  $\text{bend}$

Martha Mier

*RH in bass clef* (PS1) **Moderate blues swing** ( $\text{trio} = \text{trio}$ )

4

7

10

*mf*

*p*

*mp*

*f*

"Just Struttin' Along" from *Jazz, Rags & Blues, Book 1*, by Martha Mier  
Copyright © MCMXCIII by Alfred Publishing Co., Inc.



## Unit Eight

### CLAIR DE LUNE

(from *Suite Bergamasque*)

#### Just the Facts

Key: C major (no #s or bs)

Tempo: Andante

Dynamics: *pp*,  $\text{<}$ ,  $\text{>}$ , *p*, *mp*, *mf*, dim.

Other:  $\text{—}$ , slur, tie, #, b, rit., 8va, }

Claude Debussy  
Arr. by E. L. Lancaster

**Andante**  
(PS1)

The musical score is written for piano in 3/4 time. It consists of four systems of two staves each. The first system (measures 1-6) begins with a piano (*pp*) dynamic and a half note chord in the right hand. The second system (measures 7-12) continues the half note texture. The third system (measures 13-18) introduces eighth notes in the right hand. The fourth system (measures 19-20) concludes with a final half note chord. Fingerings and articulations are indicated throughout, including slurs and ties. Measure numbers 7, 13, and 19 are boxed at the start of their respective systems.