



Table of Contents

About the Author	4
Introduction	4
CHAPTER 1—REVIEW OF MUSICAL BASICS	6
Pitch	6
Time	7
CHAPTER 2—READING RHYTHMS	10
Counting Rhythms	10
Rhythmic Pattern Repertoire	12
The Complete Fretboard	14
Notes on Each String	16
Single-String Reading Exercises	18
CHAPTER 3—POSITION READING, C MAJOR	20
Octave Shapes	20
Major Scale Shapes	20
Positions on the Guitar	21
C Major Scale Positions	22
C Major Exercises	23
Reading Intervals and Triads	26
C Major Harmonic Reading Exercises	28
CHAPTER 4—G MAJOR READING EXERCISES	29
G Major Scale Positions	29
G Major Exercises	30
G Major Harmonic Reading Exercises	33
CHAPTER 5—F MAJOR READING EXERCISES	34
F Major Scale Positions	34
F Major Exercises	35
F Major Harmonic Reading Exercises	38
CHAPTER 6—D MAJOR READING EXERCISES	39
D Major Scale Positions	39
D Major Exercises	40
D Major Harmonic Reading Exercises	43
CHAPTER 7—B^b MAJOR READING EXERCISES	44
B ^b Major Scale Positions	44
B ^b Major Exercises	45
B ^b Major Harmonic Reading Exercises	48
CHAPTER 8—A MAJOR READING EXERCISES	49
A Major Scale Positions	49
A Major Exercises	50
A Major Harmonic Reading Exercises	53
CHAPTER 9—E^b MAJOR READING EXERCISES	54
E ^b Major Scale Positions	54
E ^b Major Exercises	55
E ^b Major Harmonic Reading Exercises	58

CHAPTER 10—E MAJOR READING EXERCISES	59
E Major Scale Positions	59
E Major Exercises	60
E Major Harmonic Reading Exercises	63
CHAPTER 11—A^b MAJOR READING EXERCISES	64
A ^b Major Scale Positions	64
A ^b Major Exercises	65
A ^b Major Harmonic Reading Exercises	68
CHAPTER 12—B MAJOR READING EXERCISES	69
B Major Scale Positions	69
B Major Exercises	70
B Major Harmonic Reading Exercises	73
CHAPTER 13—D^b MAJOR READING EXERCISES	74
D ^b Major Scale Positions	74
D ^b Major Exercises	75
D ^b Major Harmonic Reading Exercises	78
CHAPTER 14—F[#] MAJOR READING EXERCISES	79
F [#] Major Scale Positions	79
F [#] Major Exercises	80
F [#] Major Harmonic Reading Exercises	83
CHAPTER 15—G^b MAJOR READING EXERCISES	84
G ^b Major Scale Positions	84
G ^b Major Exercises	85
G ^b Major Harmonic Reading Exercises	88
CHAPTER 16—C[#] MAJOR READING EXERCISES	89
C [#] Major Scale Positions	89
C [#] Major Exercises	90
C [#] Major Harmonic Reading Exercises	93
CHAPTER 17—C^b MAJOR READING EXERCISES	94
C ^b Major Scale Positions	94
C ^b Major Exercises	95
C ^b Major Harmonic Reading Exercises	98
CHAPTER 18—MORE MULTI-POSITION READING	99
CHAPTER 19—READING IN ODD TIME	104
CHAPTER 20—CHORD CHART READING EXERCISES	107
THE FINAL BAR	111

SINGLE-STRING READING EXERCISES

Examples 2.18–2.23 are designed to improve your knowledge of the notes on each string of the guitar. Practice them slowly at first, making sure you keep good time; this might be a good opportunity to use your metronome. The exercises are *atonal* (they don't have a key or a key signature), so you'll need to rely on your reading skills more so than your ears. Once you master an exercise, gradually increase the tempo for a greater challenge.

EXAMPLE 2.18: 1ST-STRING ETUDE

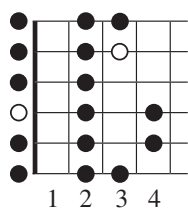
EXAMPLE 2.19: 2ND-STRING ETUDE

EXAMPLE 2.20: 3RD-STRING ETUDE

Chapter 6—D Major Reading Exercises

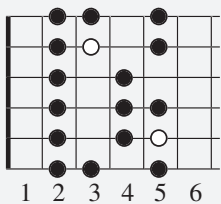
D MAJOR SCALE POSITIONS

The fretboard diagrams below show the positions for the D Major scale based on the shapes you learned on page 20. Notice that one of the roots is an open string in open position. The key of D Major has two sharps (F# and C#).



Position 1: E F# G A B C# D E F# G A B C# D E F# G

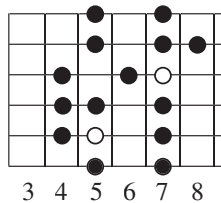
TAB: 0 2 3 0 2 4 0 2 4 0 2 0 2 3 0 2 3



Position 2: F# G A B C# D E F# G A B C# D E F# G A

TAB: 2 3 5 2 4 5 2 4 5 2 4 2 3 5 2 3 5

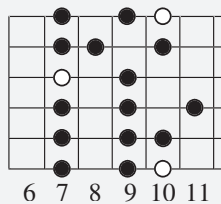
B: 1 2 4 1 3 4 1 3 4 1 3 1 2 4 1 2 4



Position 3: A B C# D E F# G A B C# D E F# G A B

TAB: 5 7 4 5 7 4 5 7 4 6 7 5 7 8 5 7

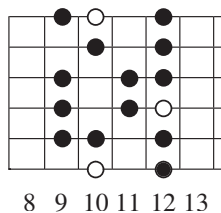
B: 2 4 1 2 4 1 2 4 1 3 4 1 3 4 1 3



Position 4: B C# D E F# G A B C# D E F# G A B C# D

TAB: 7 9 10 7 9 10 7 9 11 7 9 7 8 10 7 9 10

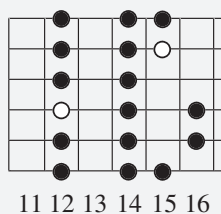
B: 1 3 4 1 3 4 1 2 4 1 3 1 2 4 1 3 4



Position 5: D E F# G A B C# D E F# G A B C# D E

TAB: 10 12 9 10 12 9 11 12 9 11 12 10 12 9 10 12

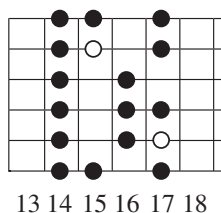
B: 2 4 1 2 4 1 3 4 1 3 4 2 4 1 2 4



Position 6: E F# G A B C# D E F# G A B C# D E F# G

TAB: 12 14 15 12 14 16 12 14 16 12 14 12 14 15 12 14 15

B: 1 3 4 1 2 4 1 2 4 1 3 1 3 4 1 3 4



Position 7: F# G A B C# D E F# G A B C# D E F# G A

TAB: 14 15 17 14 16 17 14 16 17 14 16 14 15 17 14 15 17

B: 1 2 4 1 3 4 1 3 4 1 3 1 2 4 1 2 4