

Use with Alfred's Premier Piano Course,  
Lesson Book 1A, page 9.

# Beep! Beep!



Play loudly

RH 2 3 2 3

When you hear this sound: Beep! Beep!

Move higher  
to next  
2-black-key group.

Here I come!

Move  
higher

2 3 2 3 2

Beep! Beep! Beep!

Keep RH high.

LH 3 2 3 2

Please give me more room. Beep! Beep!

RH 3 2 3 2 3 2

I can't drive! Look out! Beep! Beep!

Duet: Student plays one octave higher.

Premier Performer

Circle the notes that Beep!  
Play them a little louder.

Moderate and steady

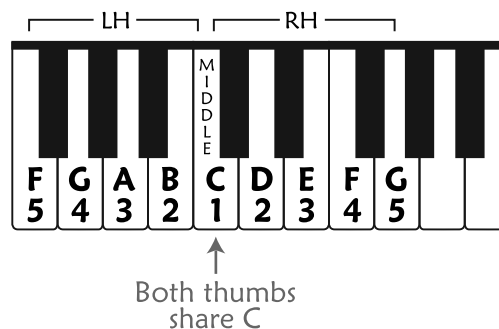
RH 4 2 5 1 5

LH *mf* 2 4 5 2

8va

# Fooba Wooba John

8



**4/4** RH 1 | 2 | 3 | 4 | 5 | 4 | 3 | 2 |

*p* Saw a flea mule kick a tree school in the mid - dle of the sea,  
Saw a mule teach - ing school to some bull - frogs in the pool,

5 foo - ba woo - ba, foo - ba woo - ba, foo - ba woo - ba John.

LH 1 | 2 | 3 | 4 | 5 | 1 |

*Play mf*  
*2nd time*

**Premier Performer**

On the repeat, be sure to play *mf* beginning with measure 1.

Duet: Student plays one octave higher.

**Steady walk**

RH 4 3 1 | 4 1 | 4 2 | 1 3 | 4 1 | 5 2 | 4 1 | 3 1 2 |

LH 1 | 4 | 5 | 1 | 3 | 1 | 3 | 2 |

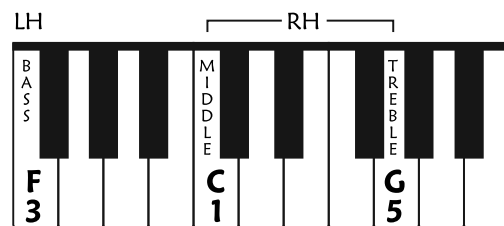
*pp-mp*



# Mister Flea



13



**Bold march**

1 5

*f* Did you see that he lit - tle flea? I think he just swam waved at me! pool!

Won - der if that he goes to school? May - be he he

3

5

1 5 1

*p* Blew a kiss, then tipped his hat! Mis - ter Flea, please come back!

Does he drive a Ca - dil - lac? Mis - ter Flea, please come back!

3

**Premier Performer**

Be careful to play *p* in measures 5–8.


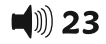
Duet: Student plays one octave higher.

**Bold march**

1 3 1 2 1 3 1 2 1 5

*mf* *pp*

# Starlight



## Gently

The image shows a musical score for the song "Twinkle, Twinkle, Little Star". It is written in 4/4 time and consists of two systems. The first system is a piano introduction, marked with a piano (*p*) dynamic. It features a treble clef and a bass clef. The melody is in the treble clef, starting on a whole note G4, followed by a half note A4, and then a whole note B4. The bass line is in the bass clef, starting on a whole note C4, followed by a half note D4, and then a whole note E4. The second system is the vocal melody, marked with a vocal clef. It starts on a whole note G4, followed by a half note A4, and then a whole note B4. The lyrics are: "Star - light, star bright, first star I see to - night." The score is written in a simple, clear style, suitable for a children's music book.

5

Wish I may, wish I might have the wish I wish to - night.

The musical score is written on a grand staff with a treble and bass clef. The melody is in the treble clef, and the bass line is in the bass clef. The lyrics are written below the notes. The score is divided into four measures. The first measure contains the lyrics 'Wish I may,'. The second measure contains the lyrics 'wish I might'. The third measure contains the lyrics 'have the wish I'. The fourth measure contains the lyrics 'wish to - night.'.

## Premier Performer

*Play Starlight for a family member or friend.*

Duet: Student plays one octave higher.

**Gently**

RH

LH

*pp*

5

8va