

Alfred's Basic Piano Library

Piano

Lesson Book Level 2



Correlated materials to be used with *Lesson Book, Level 2*:

Title	Start on page
CLASSIC THEMES, Level 2	14
COMPOSITION BOOK 2	5
DUET BOOK 2	2
DUET CASSETTE TAPE (for Duet Books 1B, 2 & 3)	2
EAR TRAINING BOOK 2	2
ELEMENTARY MUSICIANSHIP, Book 1	*
ENSEMBLE BOOK 2	6
FLASH CARDS, Levels 2-3	4
FUN SOLO BOOK 2	6
GRADUATION BOOK 2	**
HYMN BOOK 2	4
JAZZ/ROCK COURSE, Level 2	23
MERRY CHRISTMAS! Level 2	*
MERRY CHRISTMAS! Ensemble Book 2	*
MUSICAL CONCEPTS BOOK 2	7
NOTESPELLER BOOK 2	2
RECITAL BOOK 2	2
REPERTOIRE BOOK 2	2

Title	Start on page
SECOND PIANO PARTS (for selected pieces from Lesson Books 1B & 2)	7
SIGHT READING BOOK 2	2
TECHNIC BOOK 2	6
THEORY BOOK 2	2
THEORY THROUGH THE YEAR, Level 2	2
TOP HITS! Solo Book 2	7
TOP HITS! Christmas Book 2	*
TOP HITS! Duet Book 2	*
SHEET MUSIC SOLOS	
Across the Desert	12
Bagatelle	7
Ballade	20
Blazing Trumpets	2
Cats!	*
Gentle Joke, A	16
Mysterious Story	18
Rabbit! Rabbit!	6
Staccato Caprice	*
Toreador, The	2
Variations on an 18th-Century Theme	*

*Teacher's discretion.

**May be used upon completion of Lesson Book 2, before the student begins Lesson Book 3.

A General MIDI disk  (22353) and a Compact Disc  (14545) are available,
which include a full piano recording and background accompaniment.

Theory Games Software correlating to Levels 1A-2 (14432) and Levels 3-5 (14433) is available for Macintosh and IBM/Windows-compatible computers.


Willard A. Palmer ♦ Morton Manus ♦ Amanda Vick Lethco

Fourth Edition
Copyright © MCMXCIX by Alfred Publishing Co., Inc.
All rights reserved. Printed in USA.
ISBN 0-88284-812-7

Interior illustrations by David Silverman
(Painted by Cheryl Hennigar)

Get Away!

This piece uses both the **MIDDLE C POSITION** and the **MIDDLE D POSITION**.



MIDDLE C POSITION

Adapted from themes from
the Overture to "William Tell,"
by G. Rossini

Allegro

1 3

p Get a - way, get a - way, got - ta get a - way! Get a horse, get a horse and we'll

4

ride all day! Get a - way, get a - way, got - ta get a - way! Get a

2

Move to
MIDDLE D POSITION

5 3 2

horse and get a - way! *f* "Gid - dy - ap! Gid - dy - ap!" That is

2/4 2/4

You are now ready to begin RECITAL, THEORY and EAR TRAINING BOOKS, Level 2.

Malagueña

Malagueña, pronounced “mah-lah-GAIN-yah,” is a title given to certain types of Spanish dances and songs composed or improvised in a style that originated in the Spanish region of Málaga.

There are many *malagueñas*, just as there are many *tangos* and *waltzes*. The melody divided between the hands at the beginning and end of this piece, as well as the descending LH and RH patterns in the middle sections, are characteristic of the style.

In this piece the LH begins in TREBLE CLEF. In measures 7–9, 27–29 and 31–33, the RH plays in BASS CLEF.



NEW DYNAMIC SIGNS

ff (*fortissimo*)
means VERY LOUD.

pp (*pianissimo*)
means VERY SOFT.

Allegro moderato

Spanish Folk Melodies

The musical score for *Malagueña* is presented in three systems. The first system shows the beginning of the piece in 3/4 time, marked *pp* (pianissimo). The right hand (RH) starts with a rest, indicated by a red arrow and the text "RH rest". The left hand (LH) begins in the treble clef, with notes marked with fingerings 5, 3, and 1. A *crescendo* marking is placed over the LH line. The second system continues the piece, with the RH moving to the bass clef for measures 7-9, 27-29, and 31-33. The LH remains in the treble clef. A *ff* (fortissimo) marking is placed over the RH line. The third system shows the final part of the piece, marked *mf legato* (mezzo-forte, legato). The RH is in the treble clef, and the LH is in the bass clef. Fingerings 5 and 3 are indicated for both hands.

SARASPONDA is an old Dutch spinning song. A mother sings to her daughter as she teaches her to spin. The words, which imitate various sounds made by the spinning wheel, are also part of some magic she is supposed to be working. If her daughter can spin a long thread, she will get a nice husband.

The piece is fun to sing and play. It is often performed beginning slowly and gradually increasing speed at each new section, until the last section is as fast as possible. You may play it that way if you wish, after you have learned it well.

This piece is in the key of D MAJOR, G MAJOR and C MAJOR, and it uses the I, IV and V⁷ chords of each of these keys. It will serve as a review as well as a test piece to help prepare you for promotion to Level 3.

Sarasponda

Allegro

mf Sa - ra - spon - da, Sa - ra - spon - da, Sa - ra - spon - da, Ret - set - set!

f Ah - do - ray - oh! Ah - do - ray - boom - day - oh! *mf* Ah -

do - ray - boom - day ret - set - set! Aw - say - paw - say - oh!

mf

Fine