

# Alfred's Basic Piano Library

# Piano

## Lesson Book



## Level 1B

Correlated materials to be used with *Lesson Book, Level 1B*:

Title	Start on page	
COMPACT DISC 1B (recordings of the Lesson, Recital & Fun Books) . . . . .	.3	
COMPOSITION BOOK 1B . . . . .	.5	
DUET BOOK 1B . . . . .	.8	
DUET COMPACT DISC (for Duet Books 1B, 2 & 3) . . . . .	.8	
EAR TRAINING BOOK 1B . . . . .	.7	
ENSEMBLE BOOK 1B . . . . .	.8	
FLASH CARDS, Level 1A & 1B. . . . .	.2	
FUN SOLO BOOK 1B . . . . .	.8	
GRADUATION BOOK 1B . . . . .	**	
HYMN BOOK 1B. . . . .	.6	
MERRY CHRISTMAS! Level 1B . . . . .	*	
MERRY CHRISTMAS! Ensemble Book 1B. . . . .	*	
NOTESPELLER BOOK 1B . . . . .	.2	
RECITAL BOOK 1B. . . . .	.6	
SECOND PIANO PARTS (for selected pieces from Lesson Books 1B & 2) . . . . .	.7	
SIGHT READING 1B. . . . .	.4	
SIGHT READING UNLIMITED 1B . . . . .	.3	
TECHNIC BOOK 1B . . . . .	.5	
THEORY BOOK 1B. . . . .	.2	
THEORY THROUGH THE YEAR 1B . . . . .	.3	
TOP HITS! Solo Book 1B . . . . .	.20	
TOP HITS! Christmas Book 1B . . . . .	*	
TOP HITS! Duet Book 1B . . . . .	*	
 SHEET MUSIC SOLOS		
Auntie Gravity . . . . .	.15	
Boogie Woogie Band . . . . .	.12	
Little Bird Lost. . . . .	.23	
My Diet . . . . .	*	
My Race in Space. . . . .	*	
Old Time Train Ride . . . . .	.23	
Sixpence Song . . . . .	.28	
Square Dance Tune . . . . .	.25	
The Thing That Has No Name!. . . . .	.15	

\*Teacher's discretion

\*\*May be used upon completion of Lesson Book 1B, before the student begins Lesson Book 2.

A General MIDI disk  (20660) and a Compact Disc  (14543) are available, which include a full piano recording and background accompaniment.

*Theory Games Software* correlating to Levels 1A–5 is available for Macintosh and IBM/Windows-compatible computers.

Willard A. Palmer • Morton Manus • Amanda Vick Lethco



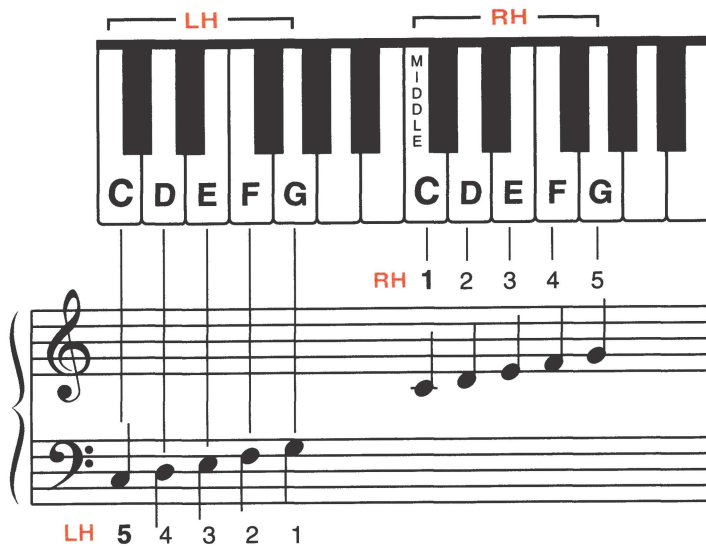
Third Edition

Copyright © MCMXCIX by Alfred Music  
All rights reserved. Produced in USA.


ISBN-10: 0-88284-789-9  
ISBN-13: 978-0-88284-789-4

Illustrations by David Silverman (Painted by Cheryl Hennigar)

# C Position Review



Play and say the note names.




## Step Right Up!

1. Clap (or tap) & count.
2. Play & count.
3. Play & sing the words.

Follow these steps for each piece in this book!



**Moderately slow**



The DOUBLE DOTS mean REPEAT FROM THE BEGINNING.