

# Contents

1. The Tuning Notes E - A - D - G (A = 441 Hertz)	
2. The First Twinkle Rhythm with Drum	K. Wartberg
3. Rhythm on E	K. Wartberg
4. Rhythm on A	K. Wartberg
5. Rhythm on E and A	K. Wartberg
6. Rhythm with Three Fingers	K. Wartberg
7. Rhythm on E and 1	K. Wartberg
8. Rhythm on E and 3	K. Wartberg
9. The First Variation with Rests	K. Wartberg
10. The Theme on the Open E String	K. Wartberg
11. The Second Twinkle Rhythm with Drum	K. Wartberg
12. Rhythm on E (Second Twinkle Rhythm)	K. Wartberg
13. Rhythm on E and A (Second Twinkle Rhythm)	K. Wartberg
14. Rhythm with Three Fingers (Second Twinkle Rhythm)	K. Wartberg
15. The Third Twinkle Rhythm with Drum	K. Wartberg
16. Rhythm on E (Third Twinkle Rhythm)	K. Wartberg
17. Rhythm on E and A (Third Twinkle Rhythm)	K. Wartberg
18. Rhythm with Three Fingers (Third Twinkle Rhythm)	K. Wartberg
19. The Fourth Twinkle Rhythm with Drum	K. Wartberg
20. Rhythm on E (Fourth Twinkle Rhythm)	K. Wartberg
21. Rhythm on E and A (Fourth Twinkle Rhythm)	K. Wartberg
22. Rhythm with Three Fingers (Fourth Twinkle Rhythm)	K. Wartberg
23. The Fifth Twinkle Rhythm with Drum	K. Wartberg
24. Rhythm on E (Fifth Twinkle Rhythm)	K. Wartberg
25. Rhythm on E and A (Fifth Twinkle Rhythm)	K. Wartberg
26. Rhythm with Three Fingers (Fifth Twinkle Rhythm)	K. Wartberg
27. The Clapping Game	K. Wartberg
28. The A Major Scale with the First Twinkle Rhythm	K. Wartberg
29. - 34. All Twinkle Variations and the Theme with Rests Before the Third Finger	K. Wartberg
35. The Bell-Tone Scale	K. Wartberg
<b>36-37. All Twinkle Variations and the Theme</b>	<b>Folk Song</b>
38. The Cuckoo Song	V. Kimiti
<b>39-42. Lightly Row</b>	<b>Folk Song</b>
43. The A Major Scale - The Little Doggy	K. Wartberg
44. The Grasshopper Exercise	K. Wartberg
<b>45-48. Song of the Wind</b>	<b>Folk Song</b>
49. Snow and Wind (on the A String)	K. Wartberg
<b>50-52. Go Tell Aunt Rhody</b>	<b>Folk Song</b>
53. Snow and Wind (on the E String)	K. Wartberg
<b>54-56. Oh Come, Little Children</b>	<b>Folk Song</b>
57. The First Finger-Dance (on the A String)	V. Kimiti
<b>58-61. May Song</b>	<b>Folk Song</b>
62. The Practice Chain in D Major	K. Wartberg
<b>63-65. Long, Long Ago</b>	<b>T. H. Bayly</b>
66. The Second Finger-Dance (on the D String)	V. Kimiti
<b>63-65. Thunderstorm (A Preparatory Song for "Allegro") *</b>	<b>T. H. Bayly</b>

\* "Allegro" has been replaced with "Thunderstorm" due to copyright restrictions.

The piano accompaniment can be used both for "Thunderstorm" and "Allegro." In addition, both songs can be played simultaneously.



**Rudolf Gaehler**  
**Gino Romero Ramirez**  
**David Andruss**  
**Ingo Klatt**

**Violin**  
**Djembe (African drum)**  
**Piano and Piano Arrangements for all recorded pieces**  
**Sound Engineer**

*Recorded in the Steinway-Haus Heinersdorff, Düsseldorf, Germany*

## 6. Rhythm with Three Fingers


Canción con tres dedos  
Chanson des trois doigts



## 7. Rhythm on E and 1

Canción con el primer dedo  
Chanson d'un doigt







- 11. El segundo ritmo con tambor
- 12. Canción de la cuerda de Mi
- 13. Canción con cambio de cuerdas
- 14. Canción con tres dedos



- 15. El tercer ritmo con tambor
- 16. Canción de la cuerda de Mi
- 17. Canción con cambio de cuerdas
- 18. Canción con tres dedos



- 19. El cuarto ritmo con tambor
- 20. Canción de la cuerda de Mi
- 21. Canción con cambio de cuerdas
- 22. Canción con tres dedos



- 23. El quinto ritmo con tambor
- 24. Canción de la cuerda de Mi
- 25. Canción con cambio de cuerdas
- 26. Canción con tres dedos

## 11–14. Second Twinkle Rhythm

- 11. The Second Rhythm with Drum
- 12. Rhythm on E
- 13. Rhythm on E and A
- 14. Rhythm with Three Fingers

- 11. Deuxième rythme avec tambour
- 12. Rythme sur Mi
- 13. Rythme sur Mi et La
- 14. Rythme avec trois doigts

## 15–18. Third Twinkle Rhythm

- 15. The Third Rhythm with Drum
- 16. Rhythm on E
- 17. Rhythm on E and A
- 18. Rhythm with Three Fingers

- 15. Troisième rythme avec tambour
- 16. Rythme sur Mi
- 17. Rythme sur Mi et La
- 18. Rythme avec trois doigts

## 19–22. Fourth Twinkle Rhythm

- 19. The Fourth Rhythm with Drum
- 20. Rhythm on E
- 21. Rhythm on E and A
- 22. Rhythm with Three Fingers

- 19. Quatrième rythme avec tambour
- 20. Rythme sur Mi
- 21. Rythme sur Mi et La
- 22. Rythme avec trois doigts

## 23–26. Fifth Twinkle Rhythm

- 23. The Fifth Rhythm with Drum
- 24. Rhythm on E
- 25. Rhythm on E and A
- 26. Rhythm with Three Fingers

- 23. Cinquième rythme avec tambour
- 24. Rythme sur Mi
- 25. Rythme sur Mi et La
- 26. Rythme avec trois doigts

## 27. The Clapping Game

All of the rhythms will be played one after another. After the piano plays a rhythm, you should clap the same rhythm.

## 27. Juego con palmadas

Ahora se repiten todos los ritmos uno detras de otro. El piano toca primero y tu palmeas después.

## 27. Le jeu "Battre des Mains"

Tous les rythmes sont joués maintenant, les uns après les autres. Le piano joue d'abord un rythme, puis tu le tapes dans tes mains.

## 28. The A Major Scale with the First Twinkle Rhythm

- 28. La escala de La Mayor con el primer ritmo
- 28. La gamme La Majeur sur le premier rythme avec tambour