

Foreword

The Music Recital Book 2, *Clara Schumann-Cat and the Piano Recital*, includes motivational music to reinforce performance concepts that are introduced in the Music Lesson Book 2. It also provides extra material for students who move quickly in group lessons.



The pieces on the first 24 pages of the book are part of an all-new story about Beethoven Bear, Mozart Mouse, Clara Schumann-Cat and a piano recital. Students will enjoy following the adventures of their music friends through this imaginative story. This section of the book can be used effectively in recital, with a narrator reading the story and students performing the pieces in the appropriate places.

The pieces in this book are coordinated page by page with the materials in the Music Lesson Book 2. They should be assigned according to the instructions in the upper right hand corner of each page of this book. They should not be assigned sooner than these references indicate, although they may be assigned as review material at any time after the student has reached the designated page. This book also can be used as a review book for students who have completed Music Lesson 2 and need some additional reinforcement before moving to Music Lesson Book 3.

Pages 25–31 include challenge pieces for students. All of these pieces are in middle C position. Some of these pieces are longer than those found on the first 24 pages, and the melodies alternate between the hands. These challenge pieces are particularly motivating since they are based on familiar folk tunes.



The authors and publisher of this course hope that this book brings hours of fun and enjoyment for students, parents and teachers.

Contents

| | |
|---|----|
| Clara Schumann Cat and the Piano Recital | 3 |
| Clara's Surprise | 4 |
| Close Your Eyes | 5 |
| My Book | 6 |
| We Are Friends | 7 |
| Let's Help Clara | 8 |
| I Had Dreams! | 9 |
| Friends Help Friends | 10 |
| The Best Plan | 11 |
| I Can Help You | 12 |
| A Good Deed | 13 |
| Let's Get Started | 14 |
| You Must Play | 15 |
| Working Together | 16 |
| Clara's Program | 17 |
| A Bear's Lament | 18 |
| What Should I Say? | 19 |
| A Bear's Hug | 20 |
| A Lucky Bear | 21 |
| You Must Rest | 22 |
| Clara's Special Piece | 23 |
| Invitation | 24 |
| Challenge Repertoire | |
| Shoo, Fly | 25 |
| The Muffin Man | 26 |
| Ring Around the Rosy | 27 |
| Yankee Doodle | 28 |
| London Bridge | 29 |
| Twinkle, Twinkle, Little Star | 30 |
| Pieces I Have Performed | 32 |

Upon arriving at the piano lesson, Mozart Mouse and Beethoven Bear climbed out of the music bag and ran eagerly into the house. They couldn't wait any longer!

"We have a surprise for you!" the music friends cried together.

"Oh!" purred Clara Schumann-Cat. "I just love surprises. Whatever could it be?"

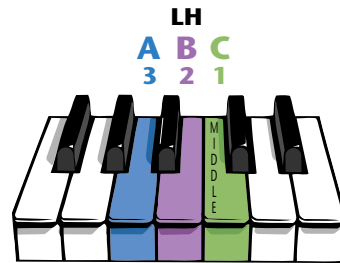
Mozart Mouse wondered if he were imagining things. He thought he could see Clara's eyes getting bigger as she spoke.

"Close your eyes," Beethoven Bear instructed her.

"Don't peek!" Mozart Mouse reminded her. Then he and Beethoven Bear carefully carried the mysterious object into the room.

- 1 Clap (or tap) *Close Your Eyes* and count aloud evenly.
- 2 Point to the notes & rests and count aloud evenly.
- 3 Say the finger numbers aloud while playing them in the air.
- 4 Play and say the finger numbers.
- 5 Play and say the note names.
- 6 Play and sing the words.

Close Your Eyes



Musical notation for the 'Close Your Eyes' exercise. It consists of three measures. The first measure has notes C (finger 1), B (finger 2), and A (finger 3) with a fermata. The second measure has notes C (finger 1), B (finger 2), and A (finger 3) with a fermata. The third measure has notes A (finger 3), B (finger 2), and C (finger 1) with a fermata. The piece ends with a double bar line.

Sing: Close your eyes! Wait to see our surprise.
Count: 1 1 1 Rest 1 1 1 Rest 1 2 1 2 1 2 3 4

Student plays one octave higher with duet part.

Musical notation for a duet part. The top staff is for the Right Hand (RH) and the bottom staff is for the Left Hand (LH). The tempo is 'Steady march' with a note value of 1/4 = 3/8. The RH part starts with a treble clef and a key signature of one sharp (F#). The LH part starts with a bass clef and a key signature of one sharp (F#). The LH part includes a trill marked '5. 3. 1.' and an octave sign '8va'. The piece ends with a fermata and a '15ma*' marking.

*Cross over student's hand.

When Clara opened her eyes, she couldn't believe what she saw. Why, it was a Magical Music Book! It looked just like the one she had when she was a little kitten.

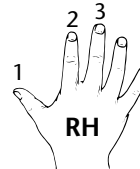
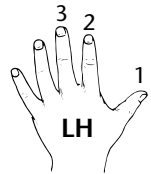
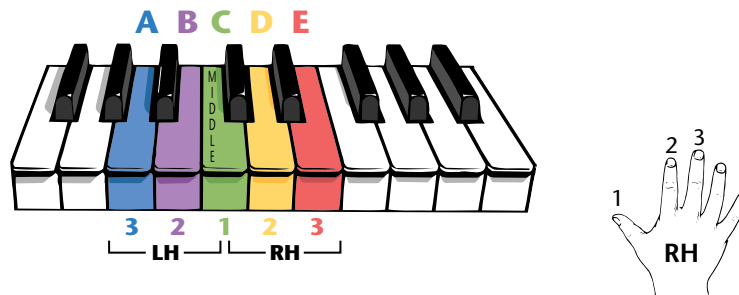
"Where did you get this?" she asked in a quiet whisper.

Beethoven Bear and Mozart Mouse told her all about how they had found the book in the Music Room, and the magical things it could do. Then Clara told them about the book she had when she was young. She looked a little sad as she began her story.

- 1 Clap (or tap) *My Book* and count aloud evenly.
- 2 Point to the notes and count aloud evenly.
- 3 Say the finger numbers aloud while playing them in the air.
- 4 Play and say the finger numbers.
- 5 Play and say the note names.
- 6 Play and sing the words.

My Book

MIDDLE C POSITION for Both Hands



The musical notation is written on a single staff. It begins with a piano (*p*) dynamic marking. The notes are: A (quarter), A (quarter), A (quarter), B (half), B (quarter), B (quarter), C (half), E (quarter), E (quarter), E (quarter), D (quarter), D (quarter), D (quarter), C (quarter), C (quarter), C (quarter), C (half). Fingerings are indicated by numbers 1, 2, 3 above the notes.

Sing: Mag - i - cal book spar - kles and shines. This book re - minds me of one that was mine.

Student plays one octave higher with duet part.

The duet part is written for a piano. The top staff is for the Teacher or Parent, and the bottom staff is for the Student. The tempo is marked 'Relaxed' and the dynamics are 'pp'. The key signature has one sharp (F#) and the time signature is 3/4. The notation includes various note values, rests, and fingerings (1-5) for both hands.