


# Table of Contents


About the Author .....	3
About This Book .....	4
Two Important Things to Know Before You Start .....	4
Rhythm .....	4
Pitch .....	5
Treble Clef .....	5
Bass Clef .....	6
Stems .....	7
Flags .....	7
Accidentals .....	7
Slick In Trouble .....	8
Recipe No. 1—Cookies .....	9
A Typical Day with Slick .....	10
Recipe No. 2—Way Too Much Frosting .....	11
Road Trip .....	12
Lightning Round No. 1 .....	14
Scavenger Hunt .....	15
The Visit .....	16
The Card Game .....	17
Lightning Round No. 2 .....	18
The Zoo .....	19
A Good Deed .....	20
The Post Office .....	21
The Story .....	22
Lightning Round No. 3 .....	23
The Bag Boy .....	24
Goodbye .....	26
Teacher or Parent Answer Guide .....	27

## Pitch

Music is written on a group of five lines, called a **staff**. It looks like this.



You can tell how high or low a note is by where it is on the staff.

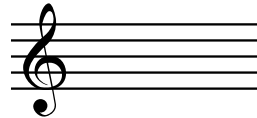


The notes are given letter names, using the first seven letters of the alphabet.


A B C D E F G

## Treble Clef

This is a **treble clef**.  Here it is on a staff.

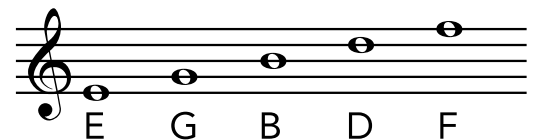


When there is a treble clef on the staff, the names of the notes are:




You can remember the names of the treble clef notes on the lines with this saying:



**Every Good Boy Does Fine**



The notes that are in the spaces of the treble clef spell the word **FACE**.





Some of the instruments that play music written in the treble clef are: Flute, violin, guitar, clarinet and piano (right hand).




# Goodbye

## Bass Clef

Name the notes to spell missing words,  
and spell underlined words by drawing notes on the staff.  
Use eighth notes. Remember the stem and flag rules.

"Uncle , it's been nice having you here," said . Her



1 E d 2 D e e D e e

mom and  agreed. "Can't you stay another day?" she

3 d a d

. "I'm sorry, , but I've got 




4 \_\_\_\_\_ 5 \_\_\_\_\_ 6 \_\_\_\_\_

wallet.  needs to go, too. It was great seeing you  to




7 A b e 8 f a c e

."  and her  loaded the


9 f a c e 10 \_\_\_\_\_ 11 \_\_\_\_\_

 for  and  and

12 \_\_\_\_\_ 13 \_\_\_\_\_ 14 \_\_\_\_\_

's mom gave them   of food. They

15 D e e D e e 16 a 17 b a g

watched as the car  into the distance.

18 \_\_\_\_\_

