

Group

Piano

Course

A Course designed for
Group Instruction using
Acoustic or Electronic
Instruments

Theory

Ear
Training

Sight
Reading

Ensemble

Technique

Rhythm
Drills

Composition /
Improvisation




Cover illustration and interior art by Martin Ledyard

Willard A. Palmer, Morton Manus, Amanda Vick Lethco
Adapted by Gayle Kowalchyk and E. L. Lancaster



Ensemble
PART 1



Boogie-Woogie Goose

GM/CD 1-24 (73)

Allegro moderato

4/4 *mf*

3

6

TEACHER: See pages 76–77.



Ensemble
PART 2

Boogie-Woogie Goose

GM/CD 1-24 (73)



Allegro moderato

Both hands one octave higher than written throughout

3

mf

3

6

TEACHER: See pages 76–77.

Unit 4 Half Steps and Whole Steps

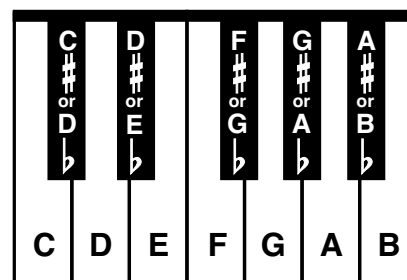
Measuring Half Steps

A HALF STEP is the distance from any key to the very next key up or down, black or white, with NO KEY BETWEEN.

The SHARP sign \sharp raises a note a half step.

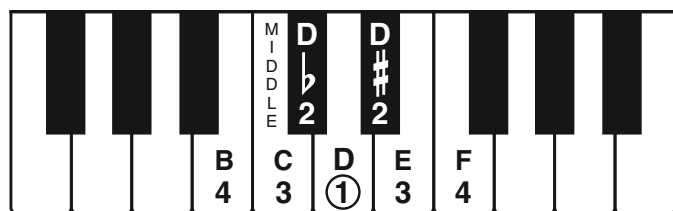
The FLAT sign \flat lowers a note a half step.

Each black key may be named two ways, as shown here:



The NATURAL sign \natural is used to CANCEL a sharp or a flat. A note after a natural is ALWAYS a WHITE KEY!

Middle D “Half Step” Position



BOTH THUMBS ON MIDDLE D!



Play & count:

GM/CD 1-36 (85)



The Whirlwind

MIDDLE D "HALF STEP" POSITION

This piece consists entirely of half-steps, except for the last two measures.

 GM/CD 1-37 (86)



Allegro moderato

1 2 3 4

1. Whist-ling, whirl-ing, twist-ing, turn-ing, Soar-ing, swirl-ing, chas-ing, churn-ing,
2. Whip-ping, whisk-ing, curv-ing, curl-ing, Flit-ting, frisk-ing, hum-ming, hurl-ing,

5

1 2 3 4
Swift-ly swerv-ing, circ-ling, send-ing Leaves in live-ly spi-rals spin-ning.
Puffs of fluff and down of this-tles, How it huffs and howls and whis-tles!

9


3

Diz-zi-ly it winds and chas-es Ev-'ry-thing it finds and rac-es

13

(Cross LH over RH)

Whirl-ing, twirl-ing, swirl-ing out of sight!



Ensemble
PART 3



The Caravan

GM/CD 2-39 (78)

RH: C POSITION

LH: LOW G POSITION

Andante moderato

Both hands two octaves higher than written throughout

6

5 1

2 3 4

p

mf

11

2

15

1. 2.


ritard.

p

TEACHER: See page 78.



Ensemble
PART 4



The Caravan

GM/CD 2-39 (78)

RH: C POSITION

LH: LOW G POSITION

Andante moderato

Both hands one octave lower than written throughout

5 2

p *mf*

5 1

6

11

2

15

1. 2.

ritard.

TEACHER: See page 78.