

# Unit 1 G Position


## Playing in G Position

MIDDLE

G A B C D G A B C D

LH 5 4 3 2 1

RH 1 2 3 4 5



Play & say the note names.

## "Position G"

GM/CD 1-1 (50)

"G A B C D C B A," Gee, I like "po - si - tion G."

*mf*

5

"G A B C D C B A," Gee, it's eas - y you'll a - gree!

# Unit 3 Staccato, Crescendo and Diminuendo

## Staccato Playing

**STACCATO** means SEPARATED or DETACHED.

STACCATO is the opposite of LEGATO.

To play STACCATO, release the key the instant you play it.


STACCATO is indicated by a DOT over  or under  the note.

## Raindrops

 GM/CD 1-34 (83)

Moderately fast

1

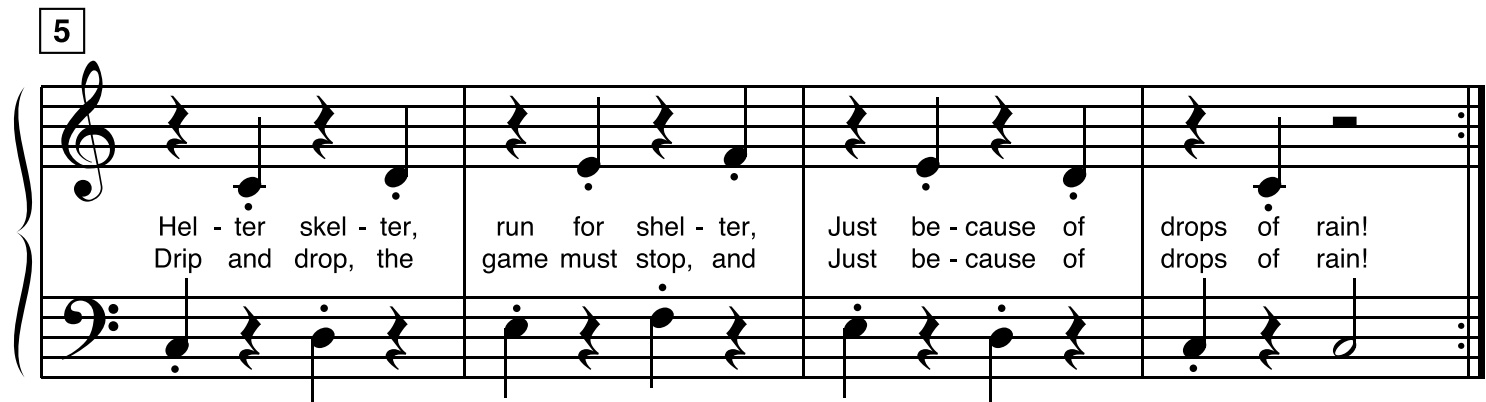


*p*

1. Pit - ter, pat - ter, see us scat - ter! Do the rain - drops real - ly mat - ter?  
2. Scur - ry, scur - ry, bet - ter hur - ry! Drops of rain can make us wor - ry.

5

5



Hel - ter skel - ter, run for shel - ter, Just be - cause of drops of rain!  
Drip and drop, the game must stop, and Just be - cause of drops of rain!