

# Contents

**ABOUT THE AUTHOR** ..... 4

**INTRODUCTION** ..... 5

**HOW TO USE THIS BOOK** ..... 6

First Position Chord Section ..... 6

Moveable Chord Section ..... 6

Roman Numeral Review ..... 6

The Chords in Major and Minor Keys ..... 7

First Position Chords ..... 8

Moveable Chords ..... 8

Sign and Symbols ..... 8

Enharmonic Keys ..... 9

Strumming Patterns ..... 10

Strum Lines ..... 10

Chord Progression Example ..... 10

Fingerboard Chart ..... 11

## **CHORD PROGRESSION**

### **IN THE FIRST POSITION** ..... 12

First Position Chords ..... 12

C Major ..... 14

G Major ..... 16

D Major ..... 18

A Major ..... 20

E Major ..... 22

F Major ..... 24

A Minor ..... 26

E Minor ..... 28

D Minor ..... 30

Diminished 7 Chords ..... 32

Suspended 4 Chords ..... 33

## **CHORD PROGRESSION**

### **IN THE UPPER POSITIONS** ..... 34

Moveable Chords ..... 34

C Major ..... 36

G Major ..... 38

D Major ..... 40

A Major ..... 42

E Major ..... 44

B Major ..... 46

F# Major ..... 48

F Major ..... 50

B<sup>b</sup> Major ..... 52

E<sup>b</sup> Major ..... 54

A<sup>b</sup> Major ..... 56

D<sup>b</sup> Major ..... 58

G<sup>b</sup> Major ..... 60

A Minor ..... 62

E Minor ..... 64

B Minor ..... 66

F# Minor ..... 68

C# Minor ..... 70

G# Minor ..... 72

D# Minor ..... 74

D Minor ..... 76

G Minor ..... 78

C Minor ..... 80

B<sup>b</sup> Minor ..... 82

E<sup>b</sup> Minor ..... 84

## **ADDITIONAL**

### **CHORD PROGRESSIONS** ..... 86

Progressions with

Alternate Major Chord Forms ..... 86

Classic Rock Progression ..... 87

Progressions with Suspended 4 Chords ..... 88

Latin Rock Progression ..... 89

12-Bar Blues Progression ..... 90

Swing Blues Progression ..... 91


Ballad Tune Progression ..... 92


Jazz/Blues Progression ..... 93

Country Swing Progression ..... 94


## THE KEY OF D MAJOR


### The I-IV-V Progression (Commonly Used in Rock, Folk and Country Styles.)





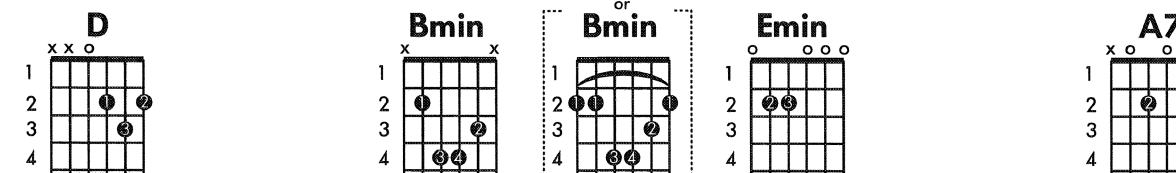
Count: 1 2 3 4

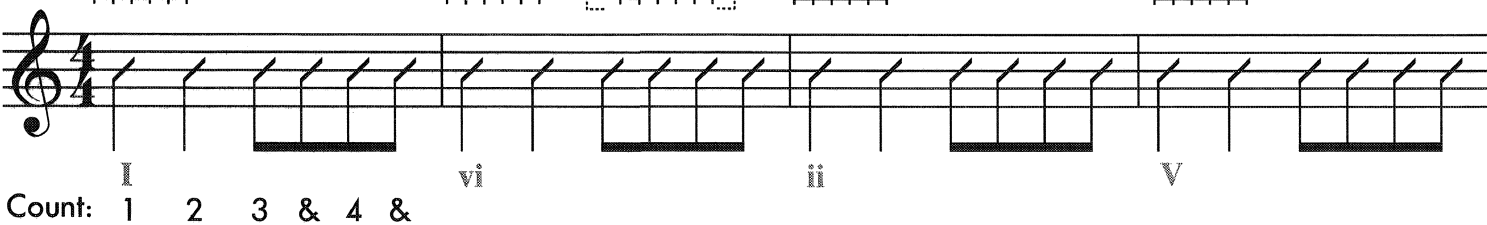




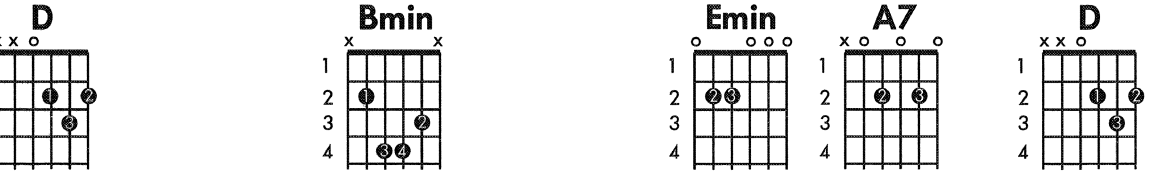
Count: 1 2 3 4

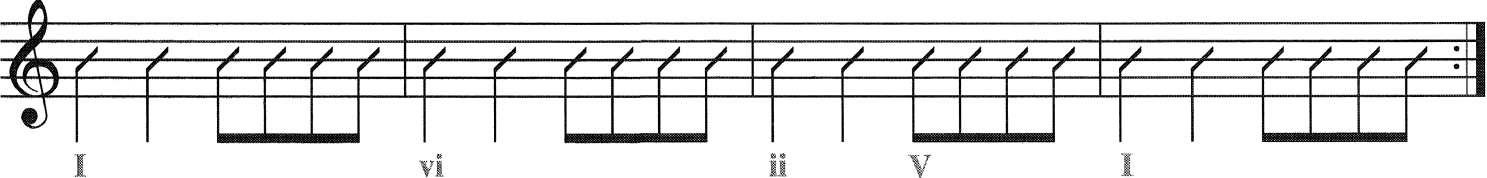
### The I-vi-ii-V Progression (Commonly Used in Rock, Folk and Latin Styles.)





Count: 1 2 3 & 4 &






Count: 1 2 3 & 4 &

# THE KEY OF E<sup>b</sup> MAJOR


## The I-IV-V Progression (Commonly Used in Rock, Folk and Country Styles.)



Chord diagrams for E major, A major, E major, and B major. Each diagram shows fingerings on strings 6, 7, 8, and 9.

Count: 1 2 3 4


Chord progression: I IV I V



Chord diagrams for E major, A major, B major, and E major. Each diagram shows fingerings on strings 6, 7, 8, and 9.

Chord progression: I IV V I


## The I-vi-ii-V Progression (Commonly Used in Rock, Folk and Latin Styles.)



Chord diagrams for E major, C minor, F minor, and B7. Each diagram shows fingerings on strings 6, 7, 8, 9, 10, and 11.

Count: 1 2 & 3 4 &

Chord progression: I vi ii V



Chord diagrams for E major, C minor, F minor, B7, and E major. Each diagram shows fingerings on strings 6, 7, 8, 9, 10, and 11.

Chord progression: I vi ii V I