

# MALLET DUETS *for the* STUDENT & TEACHER

21 SIGHT-READING DUETS PLAYABLE ON ONE MARIMBA

● KAREN ERVIN PERSHING

<b>Table of Contents</b>		<i>Page</i>
<b>Duet #1</b>	(C Major, 4/4, Moderato) . . . . .	2
<b>Duet #2</b>	(C Major, Changing Meters, Moderato) . . . . .	4
<b>Duet #3</b>	(C Major, 3/4, Slow waltz) . . . . .	6
<b>Duet #4</b>	(C Major, 4/4, Adagio) . . . . .	7
<b>Duet #5</b>	(G Major, 6/8, Andante) . . . . .	8
<b>Duet #6</b>	(G Major, 2/4, March-like) . . . . .	9
<b>Duet #7</b>	(F Major, 3/8, Allegro moderato) . . . . .	10
<b>Duet #8</b>	(D Major, Changing Meters, Risoluto) . . . . .	12
<b>Duet #9</b>	(B $\flat$ Major, 4/4, Allegro con brio) . . . . .	14
<b>Duet #10</b>	(B $\flat$ Major, 3/2, Lento) . . . . .	15
<b>Duet #11</b>	(A Major, 3/4, Moderato) . . . . .	16
<b>Duet #12</b>	(E $\flat$ Major, 3/4, Moderato) . . . . .	18
<b>Duet #13</b>	(No Key, 5/8, With intensity) . . . . .	20
<b>Duet #14</b>	(A Minor, 2/4, Allegro energico) . . . . .	22
<b>Duet #15</b>	(E Minor, 4/4, Adagio) . . . . .	24
<b>Duet #16</b>	(D Minor, 7/8, Allegro moderato) . . . . .	26
<b>Duet #17</b>	(B Minor, 12/8, Andante) . . . . .	30
<b>Duet #18</b>	(G Minor, 4/4, Allegro energico) . . . . .	32
<b>Duet #19</b>	(F $\sharp$ Minor, 3/4, Valse moderato) . . . . .	34
<b>Duet #20</b>	(C Minor, Changing Meters, Energico) . . . . .	36
<b>Duet #21</b>	(No Key, 4/4, Allegro energico) . . . . .	38

## **Foreword**

Most mallet players would agree that it is of great importance for students to learn sight-reading from the very beginning, and that reading duets is probably the best way to develop sight-reading skills. This book was written to address a need for interesting and challenging teacher's parts to accompany the simple music necessary for beginning and early intermediate mallet students.

It will be noted that the teacher and student alternate playing the top line of the staff. This will enable the student to become familiar with a wider range of the instrument without becoming accustomed to always playing one line or the other.



# Duet #1

Before beginning to sight-read this duet, the student should play the C major scale:




If the duet is being played on one marimba, the student's part should be played one octave lower.

**Moderato**


Teacher

Student


*mf*  
optional 8<sup>va</sup> bassa throughout



5



9



13

