

DOUBLE BASS / Book 3

Strictly Strings

ORCHESTRA COMPANION

JAMES KJELLAND • JACQUELYN DILLON

Dear Students,

Strictly Strings Orchestra Companion is designed to help you develop both technique and musicianship. Rather than learning page-by-page as with Books 1 & 2, Book 3 is organized by key signature so you can use it more like an encyclopedia. It can be used in either large or small ensemble settings, or in private lessons. Each key signature has a four-page format:

1st page: **Scales and Arpeggios**

2nd page: **Bowing, Fingering, Shifting and Composition Studies**

3rd page: **Etude, Duet and Chorale**

4th page: **Orchestral Excerpts**

You can look up the key signatures at the top of each page, or use this page as a table of contents:

pages 2–5:

pages 26–29:

pages 6–9:

pages 30–33:

pages 10–13:

pages 34–37:

pages 14–17:

page 38: Clef Studies and
Thumb Position Studies

pages 18–21:

page 39: Rhythm and Bowing Pieces


pages 22–25:

page 40: Glossary, History and
Composer Timeline

Best wishes in your continued musical adventures with *Strictly Strings Orchestra Companion!*
Sincerely,

James Kjelland

Jacquelyn Dillon



© Copyright MCMXCVI by Highland/Etling Publishing,
a division of Alfred Publishing Co., Inc.
All Rights Reserved Printed in USA.


Cover photo courtesy of Scherl & Roth and United Musical Instruments U.S.A., Inc.
Cover design: Ted Engelbart and Trish Meyer
Book production: Bruce Goldes

Bowing Theme

from Grieg's Holberg Suite

1 

Rhythm and Bowing Variations

2 (a) (b) (c) (d) (e) (f) 

spiccato

Au Claire de la Lune
(Fingering Theme)

French Folk Song

3 **Andantino** **Fine** **D.C. al Fine**
mf-p *f* *mf* 

Variation I


4 **Fine** **D.C. al Fine**
mf-p *f* *mf* 

Variation II

5 **Fine** **D.C. al Fine**
mf-p *f* *mf* 

Mark in the half steps (^)

Shifting Patterns

6 (a) G string (b) D string (c) A string (d) E string 

Rhythm and Bowing Variations

7 (a) (b) (c) (d) (e) *spiccato* (f) (g) 

LH



Composition Corner

Twinkle, Twinkle Little Star

Play "by ear" starting on each of the following pitches

8 (a) (b) (c) (d) 