





CONTENTS

GETTING STARTED	4	LICKS AND EXERCISES WITH DOTTED QUARTER NOTES, ACCENTS AND SLIDES	39
A Short History of the Bass Guitar	4	G Major Exercises	39
The Bass Guitar	5	THE 3rd POSITION	40
Buying a Bass Guitar	6	THE KEY OF C	41
Tuning Your Bass Guitar	7	The C Major Scale	41
Holding the Bass Guitar	9	Bass Line for a Rocker	41
Finger Style or Pick Style?	9	Syncopation	42
Getting Acquainted with Music	11	Syncopated Exercises in Various Keys	43
Getting Acquainted with Tablature	12	Rock Bass Licks with Syncopation	44
Sound Off: How to Count Time	12	Heavy Metal Bass Licks with Syncopation	45
NOTES ON THE G OR FIRST STRING	14	NOTES ABOVE HIGH C, Part 1	46
Rests	17	THE KEY OF D	47
NOTES ON THE D OR SECOND STRING	18	Fragment From “Joy to the World”	47
PLAYING NOTES ON THE D STRING	19	The D Scale with Repeated Notes	47
PLAYING NOTES ON THE G AND D STRINGS	20	ROCK LICKS IN G, C AND D	48
Minor Blues Rock	20	HEAVY METAL LICKS IN G, C AND D	50
NOTES ON THE A OR THIRD STRING	22	The Dotted 8th and 16th Note Rhythm (Dotted Quaver and	
UP STEMS AND DOWN STEMS	22	Semiquaver Rhythm)	51
The Natural Minor Scale	23	Blues in C, in D, in F	52
Rockin’ à la Mode	23	THE KEY OF A	53
Sharps	24	Incomplete Measures	53
NOTES ON THE FOURTH FRET	25	Bass Line for a Country Song	53
NOTES ON THE E OR FOURTH STRING	26	BASS LICKS IN A	54
Leger Lines	26	Introducing Triplets	55
NOTE FINDING REVIEW	27	Bass Licks with Triplets	56
Bass Line for a Swing Tune	27	THE KEY OF E MAJOR	57
Flats	28	NOTES ABOVE HIGH C, Part 2	59
NOTE FINDING REVIEW	29	BASS LICKS IN E MAJOR	60
Flats and Naturals	29	Introducing Chords	61
Flats, Sharps and Naturals	29	PLAYING FROM CHORD SHEETS, Part 1	62
Key Signatures	30	PLAYING FROM CHORD SHEETS, Part 2	64
The Major Scale	30	The 8th Rest (Quaver Rest)	65
The F Major Scale	30	NOTES ABOVE HIGH C, Part 3	66
Rockin’ in F	30	Study with High F	67
THE KEY OF B\flat	31	BASS LINES IN F MAJOR	67
The B \flat Major Scale	31	PLAYING FROM CHORD SHEETS, Part 3	68
Moderate Jazz Blues in B \flat	31	PLAYING FROM CHORD SHEETS, Part 4	69
Eighth Notes (Quavers)	32	The I VI IV V Progression	69
WARM-UPS IN THE KEYS OF F AND B\flat	33	NOTES ABOVE HIGH C, Part 4	70
BASS LICKS IN THE KEYS OF F AND B\flat	34	LICKS AND EXERCISES IN G MAJOR	71
THE KEY OF G	35	G Major Exercise with High F \sharp and G	71
THE 2nd POSITION	35	PLAYING FROM CHORD SHEETS, Part 5	72
The G Major Scale	35	Blues in B \flat	73
Fragment from “Good King Wenceslas”	35	ROCK AND ROLL LICKS FROM THE 1950s	74
The Old Soft Shoe	35	THE 1960s	77
Introducing Ties	36	THE 1970s	79
Introducing Dotted Quarter Notes (Dotted Crotchets)	36	THE 1980s	82
Preparatory Drill	36	THE 1990s	84
Rock Bass Line in G	36	COMPLETE CHORD CHART	87
Rock Bass Line in F	36	BASS GUITAR FINGERBOARD CHART	88
Introducing the Slide	37		
The Accented Note	38		

Notes on the D or Second String

<p>OPEN STRING</p>  <p style="text-align: center;">D</p> <p style="text-align: center;">T 0 A B</p> <p style="text-align: center;">2nd string, open</p>	<p>2nd FRET</p>  <p style="text-align: center;">E</p> <p style="text-align: center;">T 2 A B</p> <p style="text-align: center;">2nd string, 2nd fret</p>	<p>3rd FRET</p>  <p style="text-align: center;">F</p> <p style="text-align: center;">T 3 A B</p> <p style="text-align: center;">2nd string, 3rd fret</p>
---	--	--

If you have difficulty making a clear sound when playing the note F using the 3rd finger, try adding the 4th finger until you build up the strength of your third finger.



<p>▲ WRONG Finger is too far from fret; sound is “buzzy” and unclear.</p>	<p>▲ WRONG Finger is on top of the fret; sound is muffled and unclear.</p>	<p>▲ RIGHT Finger is close to the fret without actually touching it.</p>
--	---	---

Track 6

Finger: D E F 2 ○

