

Trombone (Baritone B.C., Bassoon)

Alfred's

BASIC BAND METHOD

By SANDY FELDSTEIN & JOHN O'REILLY

A Complete Curriculum for Instrumental Instruction

Alfred's Basic Band Method consists of a Method book for each instrument of the band plus the following supplementary materials: a Band Series of individual pieces, Solo & Ensemble Books, a Theory Concepts Book, and Fantastic Familiar Folksongs Book (solos and duets). The Method is a carefully paced course of instruction specifically designed for today's young beginner. It combines a rhythmic approach with familiar tunes, rock pieces, classical themes, creative involvement, and many duets. Every new note and concept is systematically reinforced to insure complete understanding.


INSTRUMENTATION

Conductor (Complete Score and Teacher's Guide)	Horn in F
Flute (Oboe)	Horn in E \flat
B \flat Clarinet (Bass Clarinet)	Trombone (Baritone B.C., Bassoon)
E \flat Alto Saxophone (Baritone Saxophone)	Tuba
B \flat Tenor Saxophone	Percussion (Sn. Dr., B. Dr., Access.)
B \flat Cornet (Baritone T.C.)	Keyboard Percussion

UNIT 1

NOTE PRIMERS

Music is written on a 5 line STAFF. At the beginning of each staff there is a BASS (or F) CLEF . It points to the F line.



Musical sounds (low or high) are shown by the position of notes on the staff.

Notes are named after the first seven letters of the alphabet - A to G.

\flat = Flat ($E\flat$ = E flat)

NOTE


FINGERING

PLAY

(Bassoon—see page 32)

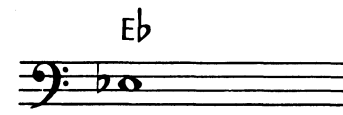
F

1st position
(Baritone ○ ○ ○)




$E\flat$

3rd position
(Baritone ● ○ ○)
1



D

4th position
(Baritone ● ● ○)
1 2



UNIT 7

NEW TIME SIGNATURE

3 = Three counts in each measure
 4 = Quarter notes receive one count

NEW NOTE

PRACTICE KEY

COUNT THE BEATS AND CLAP THE RHYTHM.
 SING THE RHYTHM USING "TAH"

All B's, E's and A's are played flat.

COMPOSING RHYTHMS

Using the rhythms you know, finish composing the clapping part.

CROSSING PARTS

Moderato