

Piano Camp

Five Sessions of Musical Activities for the Beginning Piano Student

PIANO CAMP PRIMER LEVEL is divided into FIVE SESSIONS, one session for each day of the week. Included in each session are activities relating to PRE-READING NOTES, RHYTHM, MUSIC SYMBOLS, LISTENING, SIGHT READING and KEYBOARD ACTIVITIES. Each session also has a page about music, music history or musical instruments.

Sessions may be divided for use in shorter time periods, making more than five sessions.

Sessions may also be extended by spending more time on the activities presented, playing more games and adding more activities related to music history.

Pages 42–48 contain games directly correlated to the concepts being taught in this book. At least one of these games should be used in each session. Suggestions for the appropriate time to use these games are found in the “Note to the Teacher” at the bottom of selected pages.

Suggestions for Use2

SESSION 1

Finger Numbers3

More Finger Numbers4

Black Keys5

Up and Down the Keyboard6

Quarter Note and Half Note7

Bar Lines, Repeat Sign8

Clapping Rhythm Patterns9

Music in Our Lives10

SESSION 2

The Music Alphabet11

White Keys C-D-E12

White Keys F-G-A-B13

Keyboard Activity14

Piano (*p*) and Forte (*f*)15

Listening16

Music Symbol Match17

How Music Began18

SESSION 3

Naming White Keys—Story19

Middle C Position20

Sight Reading21

Whole Note22

Time Signature $\frac{1}{4}$ 23

Middle C Position24

Sight Reading25

Primitive Instruments26

SESSION 4

Middle C Position27

Sight Reading28

Time Signature $\frac{3}{4}$ and Dotted Half Note29

Crossword Puzzle—Music Symbols30

C Position31

Sight Reading32

Listening33

Music in Ancient Civilizations34

SESSION 5

The Staff35

Bass Clef Sign and Treble Clef Sign36

C Position—Bass Staff37

C Position—Treble Staff38

The Grand Staff39

General Review40

The Development of Keyboard Instruments41

GAMES

Rules for Play42

MUSIC POWER One43

MUSIC POWER Two44

Music Race—Game Board45

Music Race—Question Cards47

June C. Montgomery

Copyright © MM by Alfred Music
All rights reserved. Produced in USA.
ISBN 0-7390-0649-5

Cover illustration and interior art by Christine Finn



Music in Our Lives

Listen as your teacher reads these paragraphs about music in our lives. Then fill in the blanks below.

The world is filled with music. We can hear music in cars, doctors' offices, banks, restaurants, and on TV and radio.

There are all kinds of music including classical, popular and jazz. There are many kinds of concerts—school bands and choruses, festivals, rock, folk, country, and sacred.

People all over the world like music. Music can be understood by people in different countries, even though they speak different languages. Music is sometimes called "the universal language."


Some music is very simple, like children's songs. Some music, like a great symphony by Beethoven, is very complicated.

Music can make us feel sad or happy, lively or quiet, reverent or mysterious. It can take us away from everyday life into a world of happiness. It helps us enjoy our lives and do better work.

1. List three places where you hear music each day.

2. What kind of music do you like to hear?

3. How can music make you feel better?

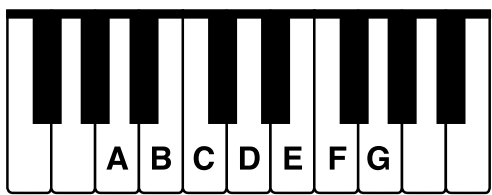


Session 2

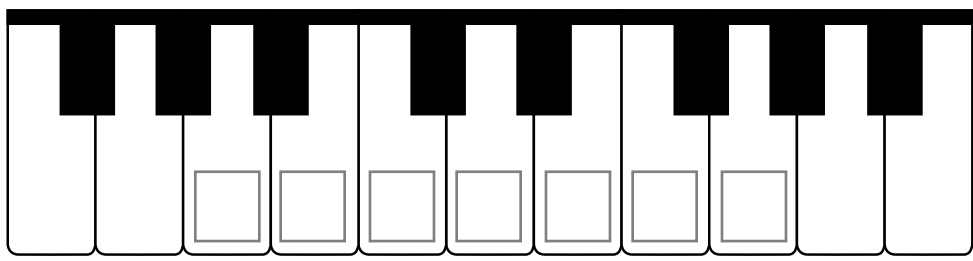
The Music Alphabet

The white keys on the piano are named **A, B, C, D, E, F** and **G**—the first seven letters of the alphabet.

These letters are used over and over to name all the white keys.



1. Write the MUSIC ALPHABET in the squares on the keyboard. Begin with A.



2. On the lines on the keys, write the letter names of the missing notes.

