

## Alfred's Basic Piano Library

# All-in-One Sacred Course

Lesson • Theory • Solo

Lyrics by Jean Horn

Alfred's All-in-One Sacred Course was designed for the Christian student. The successful conceptual core and appealing music from Alfred's Basic Piano Library have been maintained. The lyrics and illustrations have been changed to reflect spiritual and inspirational themes that are important to daily Christian living. Most folk tunes have been retained. While learning basic musicianship skills, students will also be exposed to Christian values and principles as well as Biblical lessons.

The All-in-One Sacred Course includes LESSON, THEORY and SOLO material. This new course offers several advantages:

1. The student will need to perform from only one book. The need to carry multiple books to each lesson is eliminated.
2. Teacher assignments will be simplified, as the Lesson, Theory and Solo material are all combined in perfect sequence.
3. At the completion of Book 4 of the All-in-One Sacred Course, the student will have completed all of the fundamentals covered in Levels 1A through the first half of Level 2 and will be ready to continue into Book 5 of the All-in-One Sacred Course. At the completion of Book 5, the student will be able to continue into Level 3 of Alfred's Basic Piano Library.

Here is an outline of the basic contents of Book 4.

Pages 2, 3	Middle C Position & Middle D Position.
4, 5	Review of musical terms.
6–9	Dotted quarter notes.
10–17	The interval of a 6th in C position. Changing time signatures.
18–21	The interval of a 6th in G position.
22–25	The interval of a 6th in C and G positions.
26–29	Moving up & down the keyboard in 6ths. <i>mp</i> .
30–41	Crossing RH 2 over 1. Crossing LH 2 over 1. <i>ff</i> & <i>pp</i> .
42–47	The interval of a 7th.
48	Diploma.


Cover illustration and interior art by Christine Finn

Copyright © MCMXCVIII by Alfred Music  
All rights reserved

# God's Only Son

based on John 14:6

This piece uses both the **MIDDLE C POSITION** and the **MIDDLE D POSITION**.



## MIDDLE C POSITION

Adapted from themes from  
the Overture to "William Tell,"  
by G. Rossini

**Allegro**

4

1 3

*p* Do you know Who is God's one and on - ly Son? Who's the Truth and the Light and the

 The first system of musical notation is in 4/4 time. It features a treble and bass clef. The melody is in the treble clef, and the bass line is in the bass clef. The lyrics are written below the notes. There are fingerings 1 and 3 indicated above the notes. A piano (*p*) dynamic marking is present.

2

on - ly One? Do you know Who to go to for sal - va - tion? Je - sus

 The second system of musical notation continues the melody and bass line from the first system. It includes the lyrics "on - ly One? Do you know Who to go to for sal - va - tion? Je - sus". A finger number 2 is shown below the first note of the second measure.

Move to  
**MIDDLE D POSITION**

2 4

5 3 2

*f* Christ, God's on - ly Son! He loves you! He loves me! He came


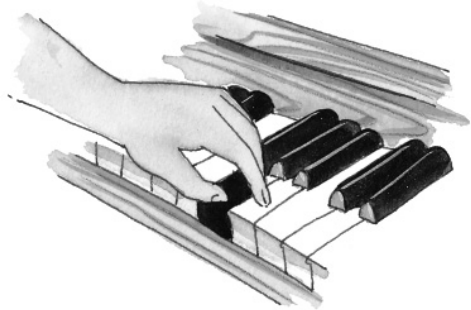
2 4

 The third system of musical notation is in 2/4 time. It features a treble and bass clef. The melody is in the treble clef, and the bass line is in the bass clef. The lyrics are written below the notes. There are fingerings 5, 3, and 2 indicated above the notes. A forte (*f*) dynamic marking is present.

## Crossing RH 2 over 1

In this exercise, each phrase begins with a new hand position, one key LOWER than the one before.

Begin the first phrase with 5 on F,  
the second phrase with 5 on E,  
the third phrase with 5 on D, etc.

## Crossing LH 2 over 1

In this exercise, each phrase begins with a new hand position, one key HIGHER than the one before.

Begin the first phrase with 5 on G,  
the second phrase with 5 on A,  
the third phrase with 5 on B, etc.