

Contents

SECTION 1

Old Key Signatures & Some New Concepts

- 4 “Just for Fun”—A SUPER-SPECIAL SORTA SONG!
- 6 Review—The Key of C Major. CALYPSO RHUMBA.
- 8 Scale Degrees: Tonic, Dominant, Subdominant.
- 9 Writing the Dominant.
- 10 Writing the Subdominant.
- 11 Reviewing: The Circle of Fifths.
- 12 Review—The Key of A Minor. FANDANGO.
- 14 More Scale Degrees: Mediant & Submediant.
- 15 Writing the Mediant.
- 16 Writing the Submediant.
- 17 Review—The Key of C Major & A Minor. MODERN SOUNDS.
- 18 JAZZ SEQUENCES.
- 20 More Scale Degrees: Supertonic & Leading Tone.
- 21 Writing the Supertonic & Leading Tone.
- 22 Reviewing the Scale Degrees.
- 23 Scale the Ladders!
- 24 Alberti Bass.
- 25 Alberti Bass in $\frac{4}{4}$ Time in C Major.
- 26 SERENADE from String Quartet, Op. 3, No. 5 (Haydn).
- 28 “Just for Fun”—THE GRAND PIANO BAND.
- 30 Review—The Key of F Major. A VERY SPECIAL DAY.
- 32 The Diminished Seventh Chord. A CLASSY RAG.
- 34 Writing Diminished Seventh Chords.
- 35 An Easy Way to Make ANY Diminished Seventh Chord.
- 36 Review—The Key of D Minor. PRELUDE IN D MINOR (Clementi).
- 38 Review—The Key of B \flat Major. THE STAR-SPANGLED BANNER (Smith-Key)
- 40 Reviewing Major & Minor Triads.
- 41 MAKE UP YOUR MIND!
- 42 Review—The Key of G Minor. Scene from the Ballet, “SWAN LAKE” (Tchaikovsky).
- 44 Review—The Key of G Major. SCHEHERAZADE Theme (Rimsky-Korsakov).
- 46 Theme from “THE UNFINISHED SYMPHONY” (Schubert).
- 48 Review—The Key of E Minor. SPOOKY STORY.
- 50 Review—The Key of D Major. STEAL AWAY.
- 52 COME BACK TO SORRENTO (De Curtis).
- 54 Arpeggios.
- 55 MAGIC CARPET RIDE.
- 56 Review—The Key of B Minor. IN THE HALL OF THE MOUNTAIN KING (Grieg).

SECTION 2

New Key Signatures & Concepts

- 58 The A Major Scale. AN AMERICAN HYMN (Lowry).
- 60 Writing the A Major Scale.
- 61 The Primary Chords in A Major.
- 62 The Primary Chords in A Major—All Positions.
- 63 More Minors, Majors & Arpeggios.
- 64 ADAGIO IN A MAJOR (Morovsky).
- 66 The Key of F \sharp Minor. BLUE RONDO.
- 69 Scales in F \sharp Minor.
- 70 The Primary Chords in F \sharp Minor.

-
- 71 The Primary Chords in F# Minor—
All Positions.
- 72 “Just for Fun”—JUST A “GOOD
OLD TUNE.”
- 74 The E Major Scale.
- 75 SHENANDOAH.
- 76 Writing the E Major Scale.
- 77 The Primary Chords in E Major.
- 78 LAREDO
- 80 The Primary Chords in E Major—
All Positions.
- 81 Completing the Circle of Fifths:
The Sharp Key Signatures.
- 82 The Key of C# Minor.
- 83 Scales in C# Minor.
- 84 JAZZ OSTINATO IN C# MINOR.
- 86 The Primary Chords in C# Minor.
- 87 The Primary Chords in C# Minor—
All Positions.
- 88 “Just for Fun”—THE TAP DANCER.
- 90 The E \flat Major Scale.
SOLDIER’S JOY (Hornpipe).
- 92 Writing the E \flat Major Scale.
- 93 The Primary Chords in E \flat Major.
- 94 THE TOREADOR SONG from “Carmen”
(Bizet).
- 96 ROCK-A-MY SOUL.
- 98 The Primary Chords in E \flat Major—
All Positions.
- 99 PRELUDE IN E \flat MAJOR (Heller).
- 100 The Key of C Minor.
VARIATIONS ON A SEA CHANTY.
- 102 Scales in C Minor.
- 103 The Primary Chords in C Minor.
- 104 PRELUDE IN C MINOR (Morovsky).
- 105 The Primary Chords in C Minor—
All Positions.
- 106 The A \flat Major Scale. DRY BONES.
- 110 Writing the A \flat Major Scale.
- 111 The Primary Chords in A \flat Major.
- 112 COUNTRY SONG.
- 114 The Primary Chords in A \flat Major—
All Positions.
- 115 Completing the Circle of Fifths:
The Flat Key Signatures.
- 116 Reviewing: Ornaments (The long
appoggiatura, the short appoggiatura).
- 117 The Mordent.
WALTZ WITH MORDENTS.
- 118 The Trill. Mozart’s Trill Exercise.
- 119 KING WILLIAM’S MARCH (Clarke).
- 120 RONDEAU (Mouret).
- SECTION 3**
Ambitious Selections
- 122 PRELUDE IN C MAJOR from “The Well-
Tempered Clavier,” Vol. 1 (Bach).
- 126 TRUMPET TUNE (Clarke).
- 127 Thirty-Second Notes.
- 128 TOCCATA IN D MINOR (Bach).
- 132 FÜR ELISE (Beethoven).
- 137 PRELUDE IN A MAJOR (Chopin).
- 138 SONATA QUASI UNA FANTASIA,
“Moonlight Sonata,” First Movement
(Beethoven).
- 142 Dictionary of Musical Terms.
- 144 Certificate.

Alberti Bass

This style of LH accompaniment takes its name from the 18th-century Italian composer, Domenico Alberti, who used it extensively in his keyboard music. It consists of broken chords played in the following style, and it was frequently used by almost all the “classical” composers, including Haydn, Mozart, Clementi and Beethoven.

The first line of the music below shows a basic I–IV–V⁷ progression. The second and third lines introduce the corresponding Alberti bass in $\frac{4}{4}$ and $\frac{3}{4}$ time.

Play the following several times:

I IV V⁷ I I

Alberti bass in $\frac{4}{4}$ time

Alberti bass in $\frac{3}{4}$ time

G MAJOR PROGRESSION

I IV V⁷ I I

Write in the missing measures of Alberti bass, then play several times:

Alberti bass in $\frac{4}{4}$ time

I IV V⁷ I I

Alberti bass in $\frac{3}{4}$ time

I IV V⁷ I I

THEME FROM "THE UNFINISHED SYMPHONY"

Preparation: Play several times, counting aloud.

Moderato Franz Schubert

a tempo

*Play the C & D together with the side tip of the thumb.

THE MORDENT

Rapidly play: written note, note below written note, then written note again.




may be played:


WALTZ WITH MORDENTS

1. In the measure above each mordent sign, write out the mordent in full, using one of the rhythms shown above. Be sure the first note is the same as the note that appears under the sign.
2. Play.

KEY OF D MAJOR


Allegro moderato

 last time 8va



Fine

KEY OF B MINOR (Relative of D MAJOR)



D. S.  al Fine

*For the lower tone of this mordent, use the raised 7th tone of the B minor scale (A#).