

Piano

Musical Concepts Book Level 2

Theory Worksheets and Solos

Unit 1 Dotted Quarter Notes 2 Solo: <i>Hot Chili Peppers</i> 4	Unit 8 Primary Triads—Key of C Major . . . 30 Solo: <i>Old Folks at Home</i> 32
Unit 2 Intervals—6ths 6 Solo: <i>Down Woodpecker Lane</i> 8	Unit 9 Primary Triads—Key of G Major . . . 34 Solo: <i>Jazz-a-ma-tazz</i> 36
Unit 3 Intervals—7ths 10 Solo: <i>Hound Dog Blues</i> 12	Unit 10 D Major Scale 38 Solo: <i>The Royal Procession</i> 40
Unit 4 C Major Scale 14 Solo: <i>Allemande in C</i> 16	Unit 11 Primary Triads—Key of D Major . . . 42 Solo: <i>Red Barn Jamboree</i> 44
Unit 5 Intervals—8ths (Octaves) 18 Solo: <i>Computer Chatter</i> 20	Review Worksheets
Unit 6 G Major Scale 22 Solo: <i>White Water Rafting</i> 24	Scales and Primary Triads 46
Unit 7 Triads 26 Solo: <i>Canoeing Down River</i> 28	Intervals—6ths, 7ths, 8ths 47
	Crossword Puzzle 48

This MUSICAL CONCEPTS BOOK reviews and reinforces the most important musical and theoretical concepts introduced in LESSON BOOK 2 of Alfred's Basic Piano Library. Each of the 11 units included consists of a two-page theoretical explanation and worksheet on a specific concept, plus a two-page solo that demonstrates the concept in an attractive musical setting. As all material is new and different from LESSON BOOK 2 and THEORY BOOK 2, the book serves as a valuable and important follow-up in aiding the student to better understand the most important musical concepts being presented.

Instructions for Use

1. MUSICAL CONCEPTS BOOK 2 may be used *after* the student completes LESSON BOOK 2. Used in this way, the book serves as an excellent review of the most important new concepts, while giving the student some additional time before continuing with LESSON BOOK 3.
2. MUSICAL CONCEPTS BOOK 2 may also be used *simultaneously* with LESSON BOOK 2 and THEORY BOOK 2, serving as excellent reinforcement of the most important new concepts at the same time they are being introduced. When used in this manner, assignments are ideally made according to the instructions on the upper right corner of the first page of each unit.
3. Finally, this MUSICAL CONCEPTS BOOK may be used with *any* piano method at a time selected by the teacher. Whichever way this series is used, the student is given an additional opportunity to learn the important and sometimes complex concepts being taught.

Martha Mier • June C. Montgomery

Dotted Quarter Notes

A DOT BESIDE A NOTE INCREASES THE LENGTH OF A NOTE BY ONE HALF ITS VALUE.

A dot beside a quarter note increases its length by an eighth note (1/2 count).



A quarter note equals two eighth notes (1 count).



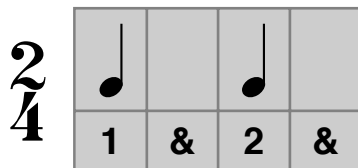
The dot adds 1/2 the value of the quarter note, which is an eighth note (1/2 count).



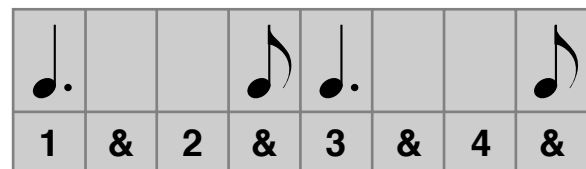
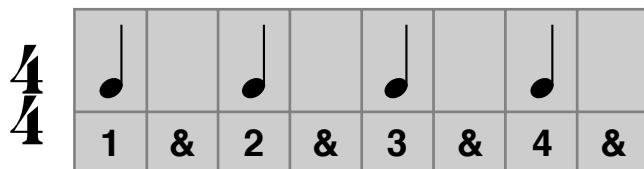
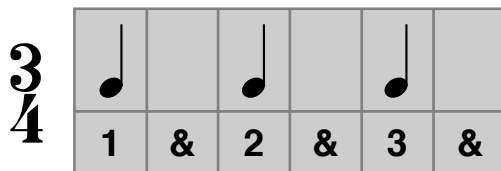
A dotted quarter note equals the sum of the quarter note and the dot (1-1/2 counts).

HOW TO COUNT:

Quarter Note

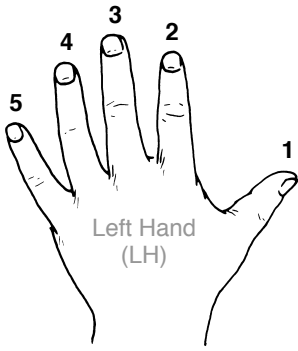


Dotted Quarter Note followed by an Eighth Note



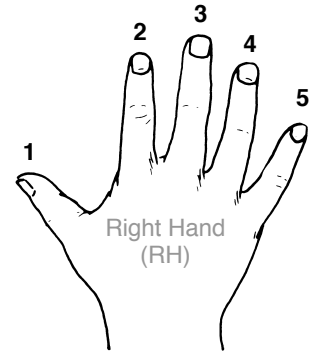
IMPORTANT! In $\frac{2}{4}$, $\frac{3}{4}$ or $\frac{4}{4}$ time, a DOTTED QUARTER NOTE is usually followed by an EIGHTH NOTE!

Crossing 3 over 1 to play the G Major Scale

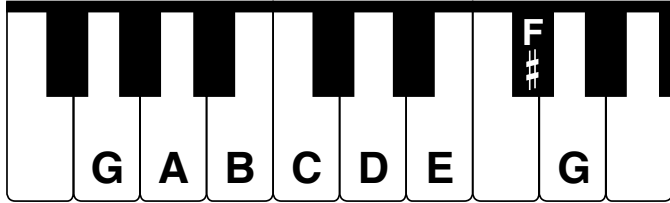


In the boxes below the keys, write the finger numbers for playing the scale.

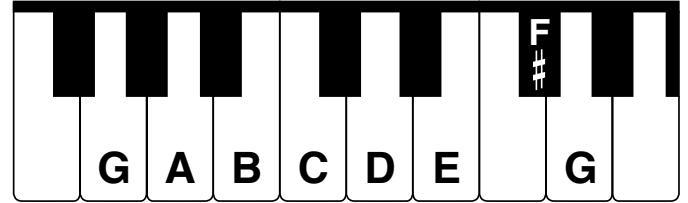
Circle the keys where finger 3 crosses over finger 1.





LEFT HAND GOING UP →



← RIGHT HAND GOING DOWN



Complete each scale by writing the missing note on the staff.
Write the letter name of the missing note in the box.



Complete the mystery sentence using the names of the missing notes from the above exercise.
Use the missing note in No. 1 above for blank 1 in the sentence, etc.

“_on_r_tul_tions! You _i_ it!”
1. 2. 3. 3. 4. 4.

Practice this WARM-UP before playing *OLD FOLKS AT HOME*.

I IV I V7

Old Folks at Home

On each line below the left-hand chords in *OLD FOLKS AT HOME*, write the Roman numeral name of the chord.



Stephen Foster
Arr. by Martha Mier

Moderato

5

9

mp