

# SOLO TIME FOR STRINGS

## BOOK I

TITLE	PAGE
<u>My First Solo</u>	10
<u>Evening Song</u>	11
<u>Scouts March</u>	12
<u>March Melody</u>	13
<u>Favorite Songs</u>	14
<u>Twinkle, Twinkle, Little Star</u>	15
<u>Holiday Songs</u>	16
<u>The Clown</u>	17
<u>Morning Song</u>	18
<u>In Church</u>	19
<u>Long, Long Ago</u>	19
<u>Songs for Christmas</u>	20
<u>Dream Waltz</u>	21
<u>Czech Folk Song</u>	22
<u>Three Melodies</u>	23
<u>The Ballerina</u>	24
<u>Surprise Symphony Theme</u>	25
<u>Marionettes</u>	26
<u>Twilight Serenade</u>	27
<u>Gaily The Troubadour</u>	28
<u>Indian Dance</u>	29
<u>Vacation March</u>	30
<u>Starlight Waltz</u>	31
<u>Achievement March</u>	32

The Solo Time For Strings series. . .


The purpose of Solo Time For Strings is to better prepare our young string students for participation in the school orchestra.

Though written for string class use, the material is equally adaptable for individual instruction.

In unison, each section progresses at the same rate. The viola part has the same challenge as the violin part. The basses are expected to play as well as the cellos.

In that a fine orchestra is dependent upon fine players, Solo Time puts emphasis upon individual accomplishment, progress, and achievement.

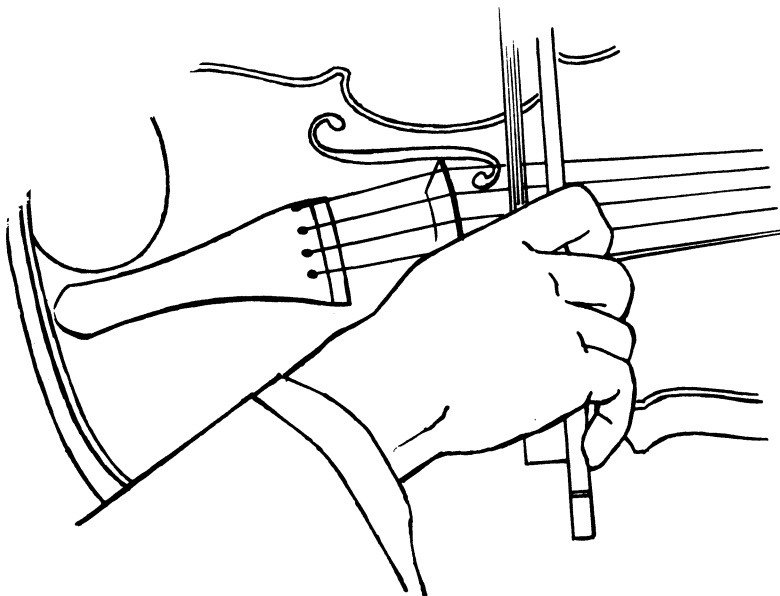
## THE INSTRUMENT AND BOW



Posture and Position

Both feet should be on the floor.  
The left foot is forward.  
Sit on the front third of the chair.  
Lean forward, away from the back of the chair.  
Direct the bow between the knees.

The left elbow is centered.  
The thumb is underneath the neck to receive the downward pressure of the finger tips.  
The finger tips press the string firmly.  
The left wrist is well out, straight or with a graceful outward curve.



# 1  
Beginning of the down bow.  
All fingers are curved.

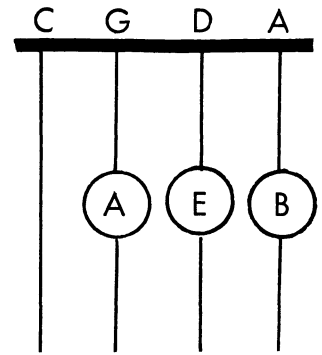


# 2  
End of the down bow, beginning of the up bow...all fingers are slightly curved. Note the lowered wrist.

# MY FIRST SOLO

LEARN:

G A D E A B



Count, sing, and play.

LEARN:

The whole note receives 4 beats.

The quarter note receives 1 beat.

The half note receives 2 beats.

The quarter rest receives 1 beat.

Pages 1 through 13 in the "Workbook for Strings" should be completed.