

## INTERMEDIATE STRING TECHNIQUES

### SUGGESTIONS

This publication is a **MUST** for the string section at the middle school/junior high school level.

The **INTERMEDIATE STRING TECHNIQUES** is a book of scales. . .scales in various rhythms, scales in rounds, rounds, bowing exercises, rhythm studies, and technique building exercises.

There are famous string studies by Lee, Schroeder, Dotzauer, Kayser, Wohlfahrt, Sitt, and many others.

There is a gradual use of the positions for each of the string instruments.

The string parts are in unison/octaves, while the rounds can be played in several parts.

The book may be used in conjunction with any book 2 or 3 method book.

It is best that a different scale-key should be used each day.

The scale, and arpeggio as well, should be learned in unison before adding the harmony.

After the scale has been learned as printed, other rhythms and bowings should be used. I have enclosed a page of suggested rhythms.

It should be noted that the last few exercises in each key are the most difficult. Therefore, it is important to practice a different key each day, learning the easier exercises first.

Forest R. Etling

### DIRECTIONS FOR PLAYING THE ROUNDS:

1. It is important that all students should learn all parts of the selection in unison before playing it in harmony.
2. After dividing the string class into three (3) sections (for a 3 part round), the entire class should begin playing **AT THE SAME TIME**.
3. One-third of the class should begin at ① ; one-third should begin at ② ; and one-third should begin at ③ .
4. All should play to the end of the selection. . .then begin at the beginning and play until the starting number is reached.

# INTERMEDIATE STRING TECHNIQUES

## INDEX

Forest R. Etling















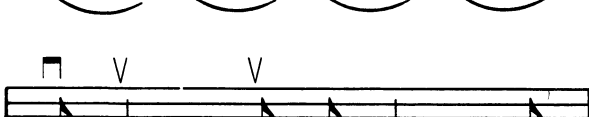





	Page	Assigned (✓)		Page	Assigned (✓)
Various Rhythms	1		Key of A:	19	
Key of C:	2			20	
	3			21	
	4		Key of F:	22	
	5			23	
	6			24	
	7			25	
Key of G:	8		Key of B $\flat$ :	26	
	9			27	
	10			28	
	11			29	
	12			30	
	13			31	
	14		Key of E $\flat$ :	32	
Key of D:	15			33	
	16			34	
	17		Key of E:	35	
	18			36	
				37	

Copyright © MCMLXXVIII by Forest R. Etling

Copyright © assigned MCMXC to Alfred Music

All rights reserved

# Various Rhythms for the Scales

①		etc.		etc.
②		etc.		etc.
③		etc.		etc.
④		etc.		etc.
⑤		etc.		etc.
⑥		etc.		etc.
⑦		etc.		etc.
⑧		etc.		etc.
⑨		etc.		etc.
⑩		etc.		etc.

# KEY OF C

① Scale

Harmony

② Arpeggio

Harmony

The scale, (1) may be played with exercises 3, 4 and 5.

③

④

⑤

## THE C SCALE

(2 part round)

Two staves of music in 4/4 time. The first staff starts with a circled '1' and a square bowing symbol. The second staff starts with a circled '2'. The music consists of eighth and quarter notes, with a slur over the final two notes of the second staff.

## THE C SCALE

(2 part round)

Two staves of music in 4/4 time. The first staff starts with a circled '1' and a square bowing symbol. The second staff starts with a circled '2'. The music consists of eighth and quarter notes, with a slur over the final two notes of the second staff.

## RHYTHM STUDY

(3 part round)

Three staves of music in 4/4 time. The first staff starts with a circled '1' and a square bowing symbol. The second staff starts with a circled '2'. The third staff starts with a circled '3'. The music consists of eighth and quarter notes, with a slur over the final two notes of the third staff.

## BOWING STUDY

Four staves of music in 4/4 time. The first staff is divided into three sections: 'Legato' (with a square bowing symbol), 'Staccato' (with a square bowing symbol and the text '(whole bow)'), and 'Artificial spiccato' (with a square bowing symbol and the text '(near the frog)'). The second, third, and fourth staves continue the musical patterns for each section.

Artificial Spiccato, a bouncing bow, is a dropping and lifting short bow stroke. It is played near the balance point of the bow, which is about 7" from the frog and requires a relaxed bow grip.