

INTERMEDIATE STRING TECHNIQUES

SUGGESTIONS

This publication is a **MUST** for the string section at the middle school/junior high school level.

The **INTERMEDIATE STRING TECHNIQUES** is a book of scales. . .scales in various rhythms, scales in rounds, rounds, bowing exercises, rhythm studies, and technique building exercises.

There are famous string studies by Lee, Schroeder, Dotzauer, Kayser, Wohlfahrt, Sitt, and many others.

There is a gradual use of the positions for each of the string instruments.

The string parts are in unison/octaves, while the rounds can be played in several parts.

The book may be used in conjunction with any book 2 or 3 method book.

It is best that a different scale-key should be used each day.

The scale, and arpeggio as well, should be learned in unison before adding the harmony.

After the scale has been learned as printed, other rhythms and bowings should be used. I have enclosed a page of suggested rhythms.

It should be noted that the last few exercises in each key are the most difficult. Therefore, it is important to practice a different key each day, learning the easier exercises first.

DIRECTIONS FOR PLAYING THE ROUNDS:

1. It is important that all students should learn all parts of the selection in unison before playing it in harmony.
2. After dividing the string class into three (3) sections (for a 3 part round), the entire class should begin playing **AT THE SAME TIME**.
3. One-third of the class should begin at ① ; one-third should begin at ② ; and one-third should begin at ③ .
4. All should play to the end of the selection. . .then begin at the beginning and play until the starting number is reached.

Forest R. Etling








INTERMEDIATE STRING TECHNIQUES

INDEX

Forest R. Etling


	Page	Assigned (✓)		Page	Assigned (✓)
Various Rhythms	1		Key of A:	19	
Key of C:	2			20	
	3			21	
	4		Key of F:	22	
	5			23	
	6			24	
	7			25	
Key of G:	8		Key of B \flat :	26	
	9			27	
	10			28	
	11			29	
	12			30	
	13			31	
	14		Key of E \flat :	32	
Key of D:	15			33	
	16			34	
	17		Key of E:	35	
	18			36	
				37	

Various Rhythms for the Scales

①		etc.		etc.
②		etc.		etc.
③		etc.		etc.
④		etc.		etc.
⑤		etc.		etc.
⑥		etc.		etc.
⑦		etc.		etc.
⑧		etc.		etc.
⑨		etc.		etc.
⑩		etc.		etc.


KEY OF C

① Scale



Harmony div.

② Arpeggio




Harmony div.

The scale, (1) may be played with exercises 3, 4 and 5.

③




④ *V V simile*



⑤



THE C SCALE

(2 part round)

THE C SCALE

(2 part round)

RHYTHM STUDY

(3 part round)

BOWING STUDY

Artificial Spiccato, a bouncing bow, is a dropping and lifting short bow stroke. It is played near the balance point of the bow, which is about 7" from the frog and requires a relaxed bow grip.