

MARK NEVIN PIANO COURSE

PREPARATORY BOOK

PURPOSE and OBJECTIVES OF THIS BOOK

1. To serve as a basic introduction to piano study.
 2. To cover the fundamentals of note reading.
 3. To provide attractive and appealing melodies for the child beginner.
 4. To make it possible for the pupil to play tunes from the very first lesson.
 5. To provide logical, step-by-step progress throughout the book.
 6. To make each lesson not only instructive but a pleasant and happy adventure.
-

© 1960 (Renewed 1988) Belwin Mills Publishing Corp. (ASCAP)
All Rights Assigned to and Controlled by Alfred Publishing Co., Inc.
All Rights Reserved including Public Performance. Printed in USA.

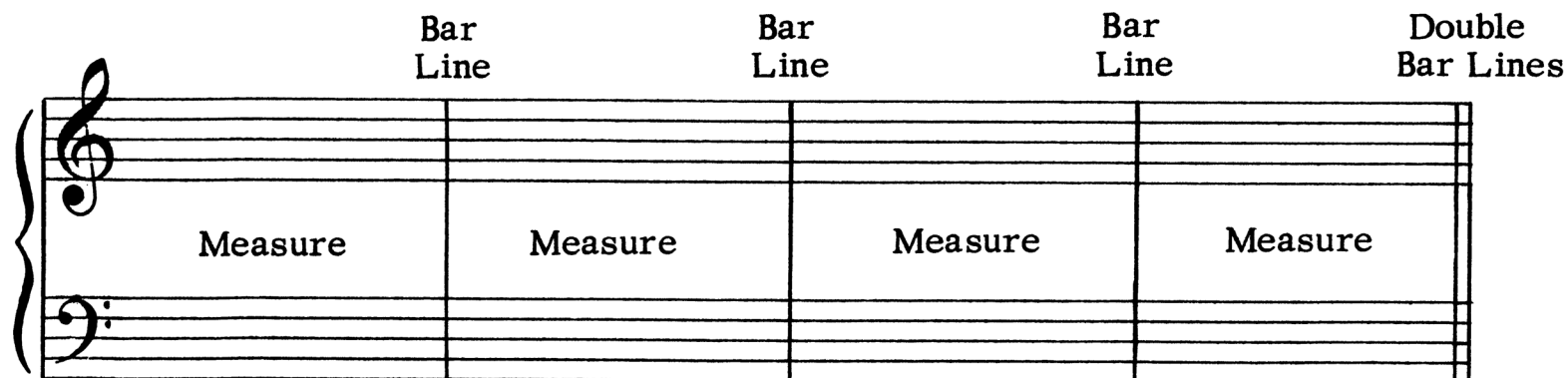
CONTENTS

(Alphabetical Index)

	Page		Page
A Little Prayer	20	Lines and Spaces and Clef Signs	5
Alphabet Game	14	Marching Song	24
America (My Country 'Tis of Thee)	38	Mary Had A Little Lamb	23
Birthday Time	33	Measures and Bar Lines	6
Blackey and Whitey	27	My First Song	8
Certificate of Award	40	My Shadow	22
Cross Hand Trick	32	Natural Sign	30
Eighth Notes	25	Note Values	6
Even Steven	16	Off To Camp	28
Flat Sign	29	Promotion Time	39
Hands Together	21	Purposes and Objectives	1
Hiking	11	Rest Signs	24
Hop Scotch	13	Riding A Bike	25
Hot Cross Buns	26	See Saw	29
It's Bed Time	31	Sharp Sign	27
Jingle Bells	36	Skiping	12
Jumping Rope	30	Tic-Tac-Toe	10
Know Your Lesson	17	Tied Notes	31
Laddy Boy	34	Time Signatures	7
Let's Go Climbing	15	Topsy Turvy	9
Let's Name the Keys	4	Twinkle, Twinkle Little Star (Secondo)	18
		Twinkle, Twinkle Little Star (Primo)	19

MEASURES and BAR LINES

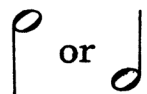
The Musical Staff is divided into Measures by Bar Lines. See the following example.



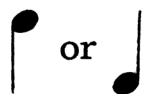
NOTES




This is a whole note and is held for 4 counts.




This is a half note and is held for 2 counts.




This is a quarter note and is held for 1 count.



Draw a whole note in each measure like the example.



Draw 2 half notes in each measure like the example.



Draw 4 quarter notes in each measure like the example.

MORE HANDS TOGETHER

3 2 3 2 3

5 2 5 2 5

Play the above tune hands separately, then hands together.
Do each way 3 times.

Mary Had A Little Lamb

3 3 2 3 5

Ma - ry had a lit - tle lamb, lit - tle lamb, lit - tle lamb,

5 1 2 1

3 3 2 1

Ma - ry had a lit - tle lamb whose fleece was white as snow.

5 1 2 3

*Can you write the missing note in its correct place?