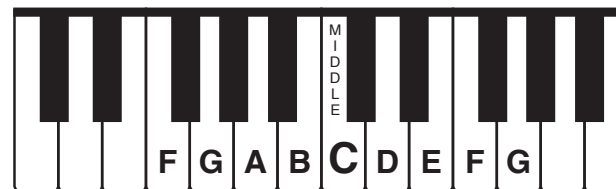


# The Quidditch World Cup

(from *Harry Potter and the Goblet of Fire*)

MIDDLE C POSITION (New Notes A B C)



LH = 5 4 3 2 (1) 2 3 4 5 = RH

Music by Patrick Doyle

Arr. by Tom Gerou

**4/4** *mf*

RH 3 | E | D | LH 1 | C |

RH 3 | E | D | LH 1 | C |

RH 5 | G | F | E | D | C | D | E |

[5] 4 | F | 2 | D | E | 2 | D | E | F | E | D | C | LH 2 | B | 4 | G | A | B |

DUET PART (Student plays 1 octave higher.)

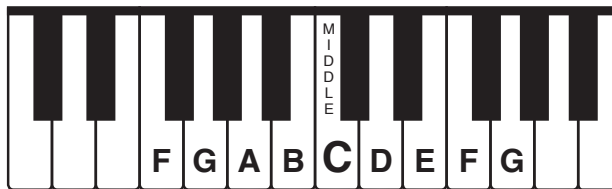
**Moderately fast (in 2)**

RH 4/2 | 2 | 5 | 1 | [5] |

LH *mp* | 5 |

# Jeepers Creepers

MIDDLE C POSITION (New Notes A B C)



LH = 5 4 3 2 ① 2 3 4 5 = RH

Use after page 39.

Words by Johnny Mercer  
 Music by Harry Warren  
 Arr. by Tom Gerou

Moderately

3

*f* Jeep - ers Creep - ers! Where'd ya get those peep - ers? Jeep - ers Creep - ers!

1

7

Where'd ya get those eyes? Gol - ly gee! When you turn those heat - ers on,

*p*

1

DUET PART (Student plays 1 octave higher.)

Moderately

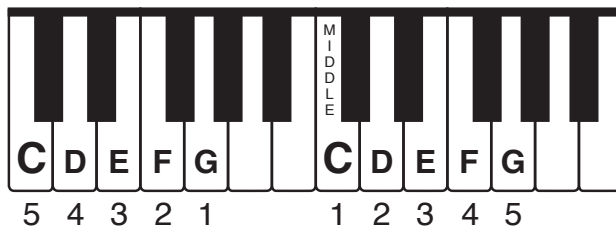
RH LH

*mf* *pp*

5 3 1 5 3 1 5 3 1 3 2 1 7 2 3

# Wreck It, Wreck-It Ralph

(from Walt Disney's *Wreck-It Ralph*)



Music and Lyrics by Jamie Houston  
Arr. by Tom Gerou

**Brightly**

3

*f*

1. Wreck it, Wreck - It  
2. Fix it, Fix - It

Ralph,  
Fe - lix, as fast

as you can;  
as you can;

5

you know you can  
use the mag - ic

do it with your  
ham - mer you got

col - os - sal  
from your old

hands.  
man.

**DUET PART** (Student plays 1 octave higher.)

**Brightly**

RH

LH *mf*

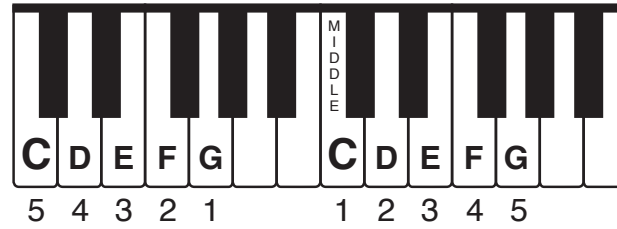
1 2 2 3 3 2 1 5 5 2

3 1 1 5 2

C POSITION

Use after page 45.

# Cool Kids



Words and Music by  
 Graham Sierota, Jamie Sierota,  
 Noah Sierota, Sydney Sierota,  
 Jeffery Sierota and Jesiah Dzwonek  
 Arr. by Tom Gerou

Moderately fast

2

*f* I wish that I could be like the cool kids,

5

'cause all the cool kids, they seem to fit in.

DUET PART (Student plays 1 octave higher.)

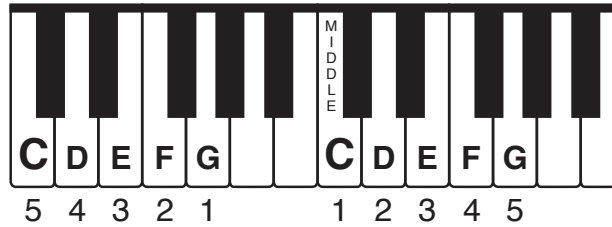
Moderately fast (in 2)

5

RH

LH *mf*

# Just the Way You Are (Amazing)



Words and Music by  
 Khalil Walton, Peter Hernandez,  
 Philip Lawrence, Ari Levine and Khari Cain  
 Arr. by Tom Gerou

Moderately fast

*f-p*

1. When I see your face,  
 2. And I when you smile,

there's the not a whole world thing stops that and I stares for would a change, while,

5

1 2 3 2

DUET PART (Student plays 1 octave higher.)

Moderately fast (in 2)

RH 5/4

LH 1

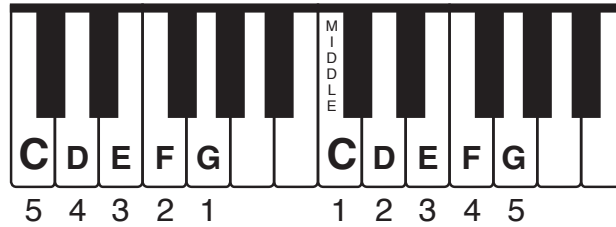
*mf-pp*

5

C POSITION

Use after page 49.

# I'll Stand by You



Words and Music by Billy Steinberg,  
Chrissie Hynde and Tom Kelly  
Arr. by Tom Gerou

Moderately slow

1

*mf* Oh, why you look so sad? The tears are in your

1 5 1 3

5

eyes. Come on and come to me now. And

1 5 1 2

DUET PART (Student plays 1 octave higher.)

Moderately slow

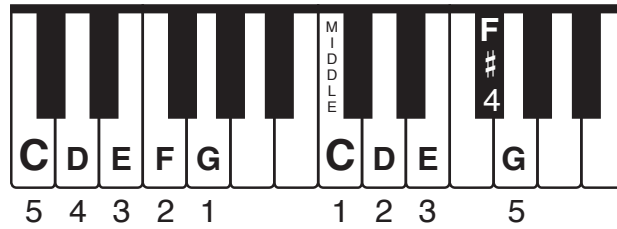
RH 2 5 3

LH *mp* 5

5

# Theme from Superman

C POSITION (New Note F#)



Music by **JOHN WILLIAMS**  
Arr. by Tom Gerou

**Majestically**

Handwritten musical score for the first system. It features a grand staff with treble and bass clefs. The time signature is 3/4. The first measure has a dynamic marking of *mf*. The second measure has a fingering '2' above the treble clef. The bass clef has fingerings '4' and '1' under the first two notes. The music consists of a simple melody in the treble clef and a bass line in the bass clef.

9

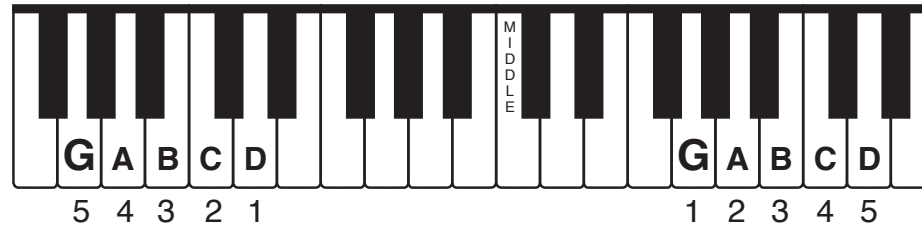
Handwritten musical score for the second system, starting at measure 9. It features a grand staff with treble and bass clefs. The time signature is 3/4. The second measure has a fingering '2' above the treble clef. The bass clef has a fingering '1' under the first note of the second measure. The music continues with the same melody and bass line as the first system.

**DUET PART** (Student plays 1 octave higher.)

**Majestically**

Handwritten musical score for the duet part. It features a grand staff with treble and bass clefs. The time signature is 3/4. The right hand (RH) has a fingering '1' above the first note. The left hand (LH) has a dynamic marking of *mp* and a fingering '4' under the first note. The music consists of a melody in the RH and a bass line in the LH. A box with the number '9' is placed above the first measure of the RH part.

# Chitty Chitty Bang Bang



Words and Music by  
 Richard M. Sherman and  
 Robert B. Sherman  
 Arr. by Tom Gerou

Moderately fast

Musical notation for the first system, including vocal line and piano accompaniment. The vocal line starts with *mf* and includes lyrics: "Oh, you, pret - ty Chit - ty Bang Bang,". The piano accompaniment features a bass line with a '2' below the first measure and a '4 3' above the first measure of the vocal line.

5

Musical notation for the second system, including vocal line and piano accompaniment. The vocal line continues with lyrics: "Chit - ty Chit - ty Bang Bang, we love you!". The piano accompaniment includes a '2' above the second measure of the vocal line.

DUET PART (Student plays RH 1 octave higher, LH 2 octaves higher.)

Moderately fast (in 2)

Musical notation for the duet part, showing RH and LH parts with fingerings and dynamics like *mp*. The RH part is marked with 'RH' and the LH part with 'LH'. Fingerings are indicated with numbers 1-5 and dots. Dynamics include *mp*. A '5' is written above the fifth measure.



# Do You Want to Build a Snowman?

(from Walt Disney's *Frozen*)

**C POSITION**

Music and Lyrics by  
Kristen Anderson-Lopez and Robert Lopez  
Arr. by Tom Gerou

**Moderately**

Musical notation for the first system. It features a grand staff with a treble clef on top and a bass clef on the bottom. The time signature is 4/4. The melody is written in the treble clef, starting with a piano (*p*) dynamic. The lyrics are: "Do you want to build a snow - man?". A slur covers the first three measures. Fingering numbers 1 and 3 are indicated below the notes. The bass line consists of simple chords and rests.

4

Musical notation for the second system. It continues the grand staff from the first system. The lyrics are: "Come on, let's go and play!". A slur covers the first three measures. Fingering numbers 1 and 2 are indicated below the notes. The bass line continues with simple accompaniment.

**DUET PART** (Student plays 1 octave higher.)

**Moderately**

Musical notation for the duet part. It is written on a single bass clef staff. The right hand (RH) and left hand (LH) parts are indicated. The time signature is 4/4. The dynamics include piano (*p*) and pianissimo (*pp*). Fingering numbers 3, 4, and 5 are shown for the RH, and 5 and 1 are shown for the LH. A slur covers the first three measures of the RH part.

# Popular Hits ♦ Level 1B

# P i a n o

Arranged by Tom Gerou

This series offers Broadway, pop, and movie music arrangements to be used as supplementary pieces for students. Soon after beginning piano study, students can play attractive versions of favorite classics, as well as the best-known popular music of today.

Included with most titles in Level 1B is a teacher duet. Not only do the duets add harmony and rhythmic structure to the solos, but they also teach students the “give and take” of working together in a collaborative performance.

This book is correlated page-by-page with Lesson Book 1B of *Alfred's Basic Piano Library*; pieces should be assigned based on the instructions in the upper-right corner of the title page of each piece in *Popular Hits*. Since the melodies and rhythms of popular music do not always lend themselves to precise grading, you may find that these pieces are sometimes a little longer and more difficult than the corresponding pages in the Lesson Book. The teacher's judgment is the most important factor in deciding when to assign each arrangement.

When the books in the *Popular Hits* series are assigned in conjunction with the Lesson Books, these appealing pieces reinforce new concepts as they are introduced. In addition, the motivation the music provides could not be better. The emotional satisfaction that students receive from mastering each song increases their enthusiasm to begin the next one.

All About That Bass (Meghan Trainor) . . . . .	20	Let It Go (from Walt Disney's <i>Frozen</i> ) . . . . .	6
Baby (Justin Bieber) . . . . .	22	Mamma Mia (from <i>Mamma Mia!</i> ) . . . . .	12
Batman Theme . . . . .	18	May the Force Be with You (from <i>Star Wars® Episode V: The Empire Strikes Back</i> ) . . . . .	24
Believer (American Authors) . . . . .	16	Moog City (from <i>Minecraft</i> ) . . . . .	10
Cantina Band (from <i>Star Wars® Episode IV: A New Hope</i> ) . . . . .	14	When Can I See You Again? (from Walt Disney's Animated Feature <i>Wreck-It Ralph</i> ) . . . . .	4
Clouds (Zach Sobiech) . . . . .	2		
Everything Is Awesome (Awesome RemiXX!!!) (from <i>The LEGO® Movie</i> ) . . . . .	8		

Printed in USA.

No part of this book shall be reproduced, arranged, adapted, recorded, publicly performed, stored in a retrieval system, or transmitted by any means without written permission from the publisher. In order to comply with copyright laws, please apply for such written permission and/or license by contacting the publisher at [alfred.com/permissions](http://alfred.com/permissions).



Produced by  
Alfred Music  
P.O. Box 10003  
Van Nuys, CA 91410-0003  
[alfred.com](http://alfred.com)

ISBN-10: 1-4706-2736-1  
ISBN-13: 978-1-4706-2736-2

Cover Photos: Music speakers: © Shutterstock.com / Martin M303 • Headphones: © Shutterstock.com / Jiri Hera

# Clouds

Words and Music by Zach Sobiech  
Arr. by Tom Gerou

Andante

3  
mf And we'll go up, up, up, but I'll

4

3  
fly a lit - tle high - er. We'll go up in the

2  
4

6  
clouds 'cause the view's a lit - tle nic - er. Up

3  
5

DUET PART (Student plays 1 octave higher.)

Andante  
RH  
LH  
mp

5  
1

3

4  
2

6

5  
1

1

3

2

# When Can I See You Again?

(from Walt Disney's Animated Feature *Wreck-It Ralph*)

Words and Music by Adam Young,  
Matthew Thiessen, and Brian Lee

Arr. by Tom Gerou

**Allegro moderato**

Musical score for the first system, measures 1-5. The piece is in 4/4 time and marked *mf*. The melody is in the right hand, and the bass line is in the left hand. The lyrics are: "It's been fun, but now I've got to go. Life is".

5

Musical score for the second system, measures 6-10. The melody continues in the right hand, and the bass line continues in the left hand. The lyrics are: "way too short to take it slow. But before I go and".

10

Musical score for the third system, measures 11-15. The melody continues in the right hand, and the bass line continues in the left hand. The lyrics are: "hit the road, I got - ta know 'till then,".

**DUET PART** (Student plays 1 octave higher.)

Musical score for the Duet Part, measures 1-10. The piece is in 4/4 time and marked *mp*. The right hand (RH) plays the melody one octave higher than the original score, and the left hand (LH) plays the bass line. The lyrics are: "hit the road, I got - ta know 'till then,".

# Let It Go

(from Walt Disney's *Frozen*)

Music and Lyrics by  
Kristen Anderson-Lopez and Robert Lopez  
Arr. by Tom Gerou

Moderato

5 3

*mf* Let it go, let it go. Can't

3 4 2/4

Detailed description: This system contains the first four measures of the piano accompaniment. The treble clef staff has a key signature of one flat (B-flat) and a 4/4 time signature. The melody begins with a whole note chord of B-flat and D, followed by a half note chord of B-flat and D, and then a quarter note chord of B-flat and D. The bass clef staff provides a rhythmic accompaniment with eighth notes and quarter notes. Fingerings are indicated as 3, 4, and 2/4.

5

3 1

hold it back an - y - more. Let it go,

3 5

Detailed description: This system contains measures 5 through 8. The treble clef staff continues the melody with a quarter note chord of B-flat and D, followed by a half note chord of B-flat and D, and then a quarter note chord of B-flat and D. The bass clef staff continues the accompaniment with eighth notes and quarter notes. Fingerings are indicated as 3, 1, and 3, 5.

10

let it go. Turn a - way and slam the

2/4 1/3

Detailed description: This system contains measures 9 through 12. The treble clef staff continues the melody with a quarter note chord of B-flat and D, followed by a half note chord of B-flat and D, and then a quarter note chord of B-flat and D. The bass clef staff continues the accompaniment with eighth notes and quarter notes. Time signatures change to 2/4 and 1/3.

DUET PART (Student plays 1 octave higher.)

Moderato

RH

LH

*mp*

5 1 4 1 5 10 4 1

Detailed description: This system contains the duet part for the piano accompaniment, spanning measures 1 through 10. The right hand (RH) plays a melody one octave higher than the original. The left hand (LH) plays a rhythmic accompaniment with eighth notes and quarter notes. Fingerings are indicated as 5, 1, 4, 1, 5, 10, 4, 1. The tempo is marked Moderato and the dynamics are marked mp.



# Moog City

(from *Minecraft*)

Composed by Daniel Rosenfeld

Arr. by Tom Gerou

**Andante**

Musical notation for the first system of 'Moog City'. It consists of a grand staff with a treble clef on the top staff and a bass clef on the bottom staff. The time signature is 4/4. The key signature has one flat (B-flat). The tempo is marked 'Andante'. The first measure has a piano (*p*) dynamic. The melody in the treble clef starts with a quarter note G4, followed by a dotted quarter note A4, and a half note B4. The bass clef has a whole note G3. There are fingerings '2' above the first measure and '2' above the second measure. A slur covers the first two measures. The second measure has a whole note chord G3-B3. The third measure has a whole note chord G3-B3. The fourth measure has a whole note chord G3-B3. The fifth measure has a whole note chord G3-B3. The sixth measure has a whole note chord G3-B3. There are fingerings '5 2' above the second measure and '5 3' above the fifth measure. A '2/4' marking is below the bass clef staff.

6

Musical notation for the second system of 'Moog City'. It consists of a grand staff with a treble clef on the top staff and a bass clef on the bottom staff. The time signature is 4/4. The key signature has one flat (B-flat). The tempo is marked 'Andante'. The melody in the treble clef starts with a whole note chord G3-B3. The bass clef has a whole note G3. There are fingerings '2' below the first measure. A slur covers the first two measures. The second measure has a whole note chord G3-B3. The third measure has a whole note chord G3-B3. The fourth measure has a whole note chord G3-B3. The fifth measure has a whole note chord G3-B3. The sixth measure has a whole note chord G3-B3.

**DUET PART** (Student plays 2 octaves higher.)

**Andante**

*Both hands 8va throughout*

Musical notation for the duet part of 'Moog City'. It consists of three staves, all with bass clefs. The time signature is 4/4. The key signature has one flat (B-flat). The tempo is marked 'Andante'. The first staff is labeled 'RH' (Right Hand) and the second 'LH' (Left Hand). The dynamics are marked 'pp' and 'detached'. The first staff has a melody starting with a quarter note G4, followed by a dotted quarter note A4, and a half note B4. The second staff has a melody starting with a quarter note G3, followed by a dotted quarter note A3, and a half note B3. There are fingerings '1 2' above the first measure of the RH staff and '5 3 2 1' below the first measure of the LH staff. A slur covers the first two measures. The second measure has a whole note chord G3-B3. The third measure has a whole note chord G3-B3. The fourth measure has a whole note chord G3-B3. The fifth measure has a whole note chord G3-B3. The sixth measure has a whole note chord G3-B3. There are fingerings '1 2 3' above the second measure and '5 3' below the second measure. A '6' in a box is above the second measure. The third staff has a melody starting with a quarter note G4, followed by a dotted quarter note A4, and a half note B4. The fourth staff has a melody starting with a quarter note G3, followed by a dotted quarter note A3, and a half note B3. There are fingerings '1 3' above the first measure and '2 5' above the second measure. A slur covers the first two measures. The second measure has a whole note chord G3-B3. The third measure has a whole note chord G3-B3. The fourth measure has a whole note chord G3-B3. The fifth measure has a whole note chord G3-B3. The sixth measure has a whole note chord G3-B3.

# Mamma Mia

(from *Mamma Mia!*)

Words and Music by Benny Andersson,  
Stig Anderson and Bjorn Ulvaeus  
Arr. by Tom Gerou

**Allegro**

*mf* Mam - ma Mi - a, here I go a - gain.

2

1 5

**3**

My, my, how can I re - sist ya? Mam - ma Mi - a,

2 5

**6**

does it show a - gain, my, my, just how much I've missed ya?

## DUET PART (Student plays 1 octave higher.)

**Allegro**

*mp* does it show a - gain, my, my, just how much I've missed ya?

4 2 1

5

**3**

4 2 1

5

**6**

4 2 1

5

2



# All About That Bass

Words and Music by  
Meghan Trainor and Kevin Kadish  
Arr. by Tom Gerou

Moderato

5  
3

*f* Be - cause you know I'm all a - bout that bass, 'bout that bass, no

2 1 3

5

4  
3

tre - ble. I'm all a - bout that bass, 'bout that bass, no tre - ble. I'm

10

4  
2

all a - bout that bass, 'bout that bass, no tre - ble. I'm all a - bout that

**DUET PART** (Student plays 1 octave higher.)

Moderato

RH

LH

*mf*

5

10

Both hands 8va- - - - -