

Major Scale Pro

Lesson Enhancement Series

Melody Bober | Gayle Kowalchuk | E. L. Lancaster

Foreword

Scales are the foundation of music. Learning to play scales in all keys provides pianists with valuable technical skills: coordinating the hands, learning the keyboard topography of different keys, and increasing speed and agility using basic musical patterns.

Major Scale Pro, Book 1 introduces students to the seven white-key major scales in a systematic way. Basics of building a major scale are presented, first by using tetrachords to learn the pattern of whole steps and half steps. Students then begin to play these scales hands separately for one octave. Practice techniques are given to increase facility, and hands-together playing begins with scales in contrary motion. Finally, students play each scale for one octave, hands together, in contrary and parallel motion with an optional teacher duet. Each one-octave scale is followed by a two-octave scale in the same key, played in parallel and contrary motion, also with an optional teacher duet.

The materials in *Major Scale Pro* will provide a satisfying musical experience as pianists learn important technical skills. When students finish this book, they can move to *Major Scale Pro, Book 2*, which introduces the five black-key major scales.

Table of Contents

Major Scale Basics	2
Building Major Scales Beginning on White Keys.	3
Scale Fingering (One Octave).	4
Remembering Scale Fingering	6
Scale Practice	6
Festival Fun (One-Octave Scale Duet in C Major)	8
Festival Divertido (Two-Octave Scale Duet in C Major)	10
Twilight Interlude (One-Octave Scale Duet in D Major).	12
Moonlight Intermezzo (Two-Octave Scale Duet in D Major)	14
Overture (One-Octave Scale Duet in E Major)	16
Reprise (Two-Octave Scale Duet in E Major)	18
King of Ragtime (One-Octave Scale Duet in F Major).	20
Ode to Scott Joplin (Two-Octave Scale Duet in F Major)	22
Jazz Lights (One-Octave Scale Duet in G Major)	24
Jazzy Nights (Two-Octave Scale Duet in G Major)	26
Kickin' Country (One-Octave Scale Duet in A Major)	28
Boots 'n' Spurs (Two-Octave Scale Duet in A Major)	30
Celtic Charm (One-Octave Scale Duet in B Major)	32
Ireland Forever (Two-Octave Scale Duet in B Major)	34
Practice Challenge	36



Copyright © 2015 by Alfred Music
All rights reserved. Printed in USA.
ISBN-10: 1-4706-2967-4
ISBN-13: 978-1-4706-2967-0
Cover image: Trophy: © Shutterstock.com / sergigin

No part of this book shall be reproduced, arranged, adapted, recorded, publicly performed, stored in a retrieval system, or transmitted by any means without written permission from the publisher. In order to comply with copyright laws, please apply for such written permission and/or license by contacting the publisher at alfred.com/permissions.

Remembering Scale Fingering

C, D, E, G, and A Major:

- All five scales use the same fingering.
One octave RH: 123 12345 Two octaves RH: 123 1234 123 12345
LH: 54321 321 LH: 54321 321 4321 321
- The fourth finger plays only once per octave in each scale.
- When playing hands together, finger 3 in each hand plays at the same time.

F Major:

- RH: One octave 1234 1234 Two octaves 1234 123 1234 1234
- LH: Same fingering as C, D, E, G, and A Major
- When playing hands together, the thumbs play at the same time on F and C (except on the first and last notes).


B Major:

- RH: Same fingering as C, D, E, G, and A Major
- LH: One octave 4321 4321 Two octaves 4321 4321 321 4321
- When playing hands together, the thumbs play at the same time on B and E (except on the first and last notes).


Scale Practice

Practice these exercises to prepare for scale playing.


C Major

1.  *mf* Transpose to D, E, G, A, and B major.

C Major

2.  *mf* Transpose to D, E, F, G, and A major.

F Major

3.  *mf*

B Major

4.  *mf*

Festival Divertido

(Two-Octave Scale Duet in C Major)

Joyously (♩ = 132)

Melody Bober

Musical notation for measures 1-3. The piece is in 4/4 time. The right hand (treble clef) plays a sequence of chords: C4-E4-G4, C4-E4-G4, C4-E4-G4, C4-E4-G4, C4-E4-G4, C4-E4-G4, C4-E4-G4, C4-E4-G4. Fingerings are indicated as 4-3-1 and 4-2-1. The left hand (bass clef) plays a sequence of notes: C3, E3, G3, C4, E4, G4, C4, E4, G4. Dynamics include *mp* and *cresc. poco a poco*.

Musical notation for measures 4-6. Measure 4 starts with a boxed number '4'. The right hand plays chords: C4-E4-G4, C4-E4-G4, C4-E4-G4. Fingerings are 3-1 and 1-3. The left hand plays notes: C3, E3, G3, C4, E4, G4. Dynamics include *f*.

Musical notation for measures 7-9. Measure 7 starts with a boxed number '7'. The right hand plays chords: C4-E4-G4, C4-E4-G4, C4-E4-G4. Fingerings are 1-3, 4-2-1, and 5-3-1. The left hand plays notes: C3, E3, G3, C4, E4, G4. Dynamics include *mp*.

Musical notation for measures 10-12. Measure 10 starts with a boxed number '10'. The right hand plays chords: C4-E4-G4, C4-E4-G4, C4-E4-G4. Fingerings are 5, 1, and 4-3-1. The left hand plays notes: C3, E3, G3, C4, E4, G4. Dynamics include *mf* and *f*.

Festival Divertido

(Two-Octave Scale Duet in C Major)

Joyously (♩ = 132)

Melody Bober

Both hands one octave higher with duet

Parallel Motion

Musical notation for measures 1-3. Treble clef: 1 3 1 4 1 3. Bass clef: 5 1 3 1 4. Dynamics: *mp*, *cresc. poco a poco*.

4

Musical notation for measures 4-6. Treble clef: 1 3 1 3. Bass clef: 1 3 1 4. Dynamics: *f*.

7 **Contrary Motion**

Musical notation for measures 7-9. Treble clef: 1 3 1. Bass clef: 1 3 1. Dynamics: *mp*.

10 **Parallel Motion**

Musical notation for measures 10-12. Treble clef: 1 3 1 3. Bass clef: 1 3 1 4. Dynamics: *mf*, *f*.

Major Scale Pro

Lesson Enhancement Series

Melody Bober | Gayle Kowalchuk | E. L. Lancaster

Foreword

Scales are the foundation of music. Learning to play scales in all keys provides pianists with valuable technical skills: coordinating the hands, learning the keyboard topography of different keys, and increasing speed and agility using basic musical patterns.

Major Scale Pro, Book 2 introduces students to the five black-key major scales in a systematic way. Basics of building a major scale are presented, first by using tetrachords to learn the pattern of whole steps and half steps. Students then begin to play these scales hands separately for one octave. Practice techniques are given to increase facility, and hands-together playing begins with scales in contrary motion. Finally, students play each scale for one octave, hands together, in contrary and parallel motion with an optional teacher duet. Each one-octave scale is followed by a two-octave scale in the same key, played in parallel and contrary motion, also with an optional teacher duet.

The materials in *Major Scale Pro* will provide a satisfying musical experience as pianists learn important technical skills.

Table of Contents

Major Scale Basics	2
Building Major Scales Beginning on Black Keys	3
Scale Fingering (One Octave)	4
Remembering Scale Fingering	5
Scale Practice	6
Big Screen Boogie (One-Octave Scale Duet in D-flat Major)	8
Box Office Bop (Two-Octave Scale Duet in D-flat Major)	10
A Precious Memory (One-Octave Scale Duet in E-flat Major)	12
Reminiscing (Two-Octave Scale Duet in E-flat Major)	14
Saturday Night Shuffle (One-Octave Scale Duet in G-flat Major)	16
Let's Dance (Two-Octave Scale Duet in G-flat Major)	18
Mountain Majesty (One-Octave Scale Duet in A-flat Major)	20
Ambitious Climb (Two-Octave Scale Duet in A-flat Major)	22
Swingin' Jazz (One-Octave Scale Duet in B-flat Major)	24
Jazzy Swing (Two-Octave Scale Duet in B-flat Major)	26
Practice Challenge	28



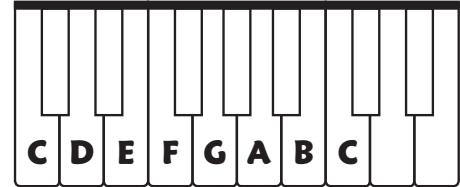
Building Major Scales

Beginning on Black Keys

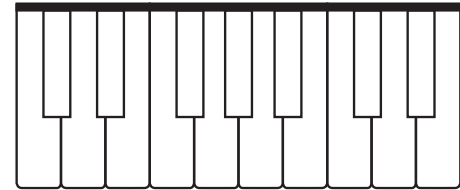
Write letter names on the correct keys for each major scale shown on the staff.
Then, play with tetrachord fingering divided between the hands.

C Major

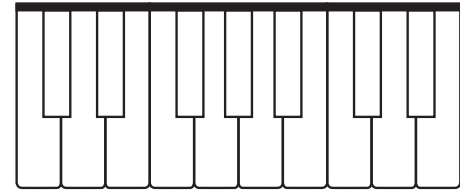
Example



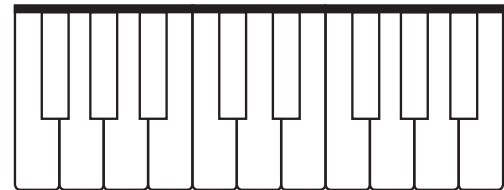
D \flat Major



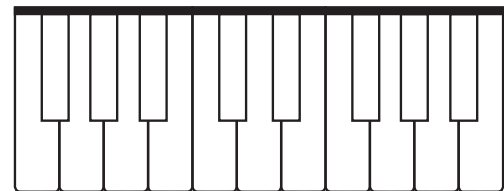
E \flat Major



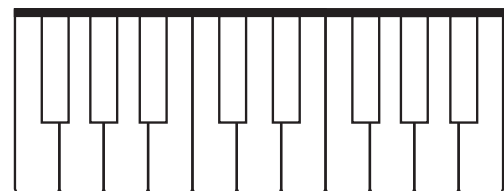
G \flat Major



A \flat Major



B \flat Major



Box Office Bop

(Two-Octave Scale Duet in D-flat Major)

With energy (♩ = 132)

Melody Bober

The first system of music is in 4/4 time and D-flat major. The right hand (RH) plays a series of chords: D-flat major (5 3 1), E-flat major (5 2 1), F major (4 2 1), and G-flat major (5 2 1). The left hand (LH) plays a steady eighth-note scale starting on D-flat. The dynamic is *mf*. A dashed line labeled *8va* is below the LH staff.

The second system starts at measure 4. The RH plays a melodic line with a slur over the last four notes, with a dynamic of *mp*. The LH continues the eighth-note scale. Fingerings for the LH are 3, 1, 2. A dashed line is below the LH staff.

The third system starts at measure 7. The RH plays a melodic line with a slur over the last four notes, with a dynamic of *mf*. The LH continues the eighth-note scale. Fingerings for the LH are 3, 5, 3, 1, 2. A dashed line is below the LH staff.

The fourth system starts at measure 11. The RH plays a melodic line with a slur over the last four notes, with a dynamic of *f*. The LH continues the eighth-note scale. Fingerings for the LH are 3, 5, 3, 1, 2. The system ends with a dynamic of *mf* and a final note on the LH staff labeled *8va*.

Box Office Bop

(Two-Octave Scale Duet in D-flat Major)

With energy (♩ = 132)

Melody Bober

Both hands one octave higher with duet

Parallel Motion

4

7

Contrary Motion

11

Parallel Motion