










Note and Interval Review

1. Draw lines to connect the intervals to the matching note names. Then, write the interval name (2nd, 3rd, 4th, 5th) on the line.




D C		—	
D B		—	
D A		—	
D G		—	

2. Name each note. Then, play and count aloud.





a. 

These are melodic harmonic intervals.
(Circle one.)

b. 

These are melodic harmonic intervals.
(Circle one.)

3. Name the notes to fill in the missing letters of this term from the music dictionary.

			
__ ll __ _ ro	=	__ _ st,	qui __ kly


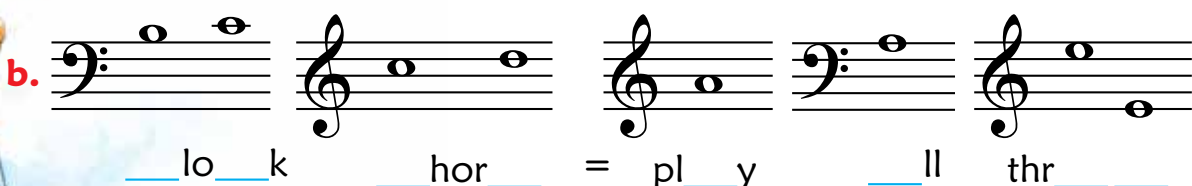
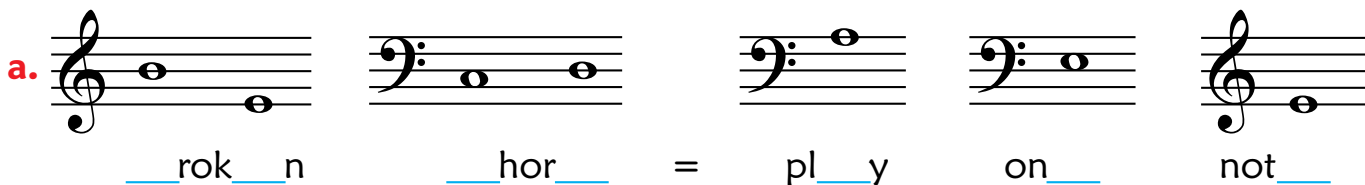


More About the I Chord in the C 5-Finger Pattern

1. Name each note in the C 5-finger patterns. Then, circle the notes that form the C chord (I).

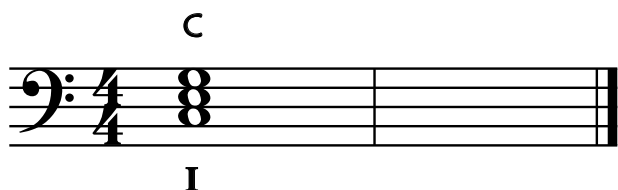


2. Name the notes to fill in the missing letters for the terms from the music dictionary.




3. Draw one more C block chord and one more C broken chord.

Block chord








Broken chord








Natural Sign and Note Review

1. Name the notes to fill in the missing letters for the definition of the *natural sign*.


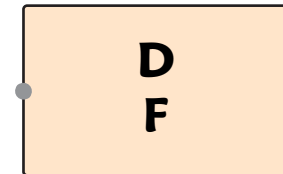


 =
 




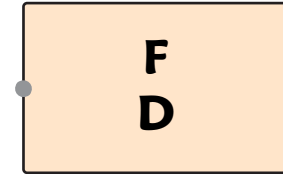
N _ tur _ l si _ n th _ musi _ sym _ ol


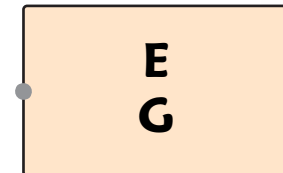







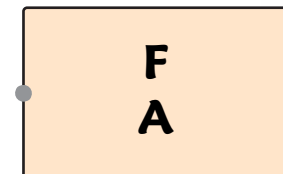
th _ t _ _ n _ ls _ sh _ rp or _ l _ t

2. Draw lines to connect the notes to the matching note names.









D and A Major 5-Finger Patterns


1. Name each note in the descending and ascending D major 5-finger patterns.



2. Name each note in the descending and ascending D major broken chords.



3. Name each note in the ascending and descending A major 5-finger patterns.



4. Name each note in the ascending and descending A major broken chords.

