





Overview of New Materials in Lesson Book 1B

Notes Introduced

A musical score for the song "The Rose Tree". The score is written for a piano, with a treble and bass staff. The melody is in the treble staff, and the accompaniment is in the bass staff. The key signature is one flat (B-flat), and the time signature is 4/4. The score consists of four measures. The first measure has a treble staff note on G4 and a bass staff note on G2. The second measure has a treble staff note on A4 and a bass staff note on G2. The third measure has a treble staff note on B4 and a bass staff note on G2. The fourth measure has a treble staff note on C5 and a bass staff note on G2. The lyrics "The Rose Tree" are written below the treble staff. The lyrics "The Rose Tree" are written below the treble staff. The lyrics "The Rose Tree" are written below the treble staff. The lyrics "The Rose Tree" are written below the treble staff.

Musical Terms and Symbols


- tie
- legato
- slur
- staccato
- melodic and harmonic intervals of a 2nd, 3rd, 4th, 5th
- *rit.*
- phrase
- 8va
- fermata 
- half step
- sharp 
- incomplete measure
- flat 





Technique Principles

- Playing hands together (*pages 9, 11, 13, 39, 40*)
- Legato
- Staccato

Rhythm Patterns Introduced

1. $\frac{4}{4}$  (Page 17)

2. $\frac{3}{4}$  (Page 21)

3. $\frac{4}{4}$  (Page 38)



Rhythm Review



Count: 1 - 2 3 - 4 1 2 3 - 4

Tap and count the rhythm.

Walk to School

Moderate and steady

f When I walk to school, I meet friends who go there, too.

3 2 1

skipping up

1

p We walk down the street, mak - ing rhy - thms with our feet.

5

2

2 2

1 2 3 - 4, walk some more. **f** 5 6 7 - 8, can't be late!

5 1

skipping down

Duet: Student plays one octave higher.

Moderate and steady

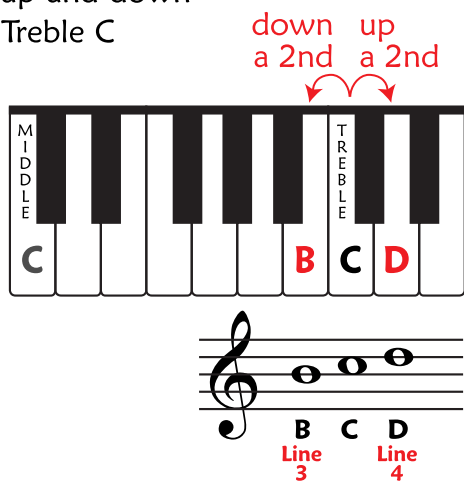
RH 4 1 2 3 4 5 6 7 8 9 10 11 12 13 14 15 16 17 18 19 20 21 22 23 24 25 26 27 28 29 30 31 32 33 34 35 36 37 38 39 40 41 42 43 44 45 46 47 48 49 50 51 52 53 54 55 56 57 58 59 60 61 62 63 64 65 66 67 68 69 70 71 72 73 74 75 76 77 78 79 80 81 82 83 84 85 86 87 88 89 90 91 92 93 94 95 96 97 98 99 100

LH 1 2 3 4 5 6 7 8 9 10 11 12 13 14 15 16 17 18 19 20 21 22 23 24 25 26 27 28 29 30 31 32 33 34 35 36 37 38 39 40 41 42 43 44 45 46 47 48 49 50 51 52 53 54 55 56 57 58 59 60 61 62 63 64 65 66 67 68 69 70 71 72 73 74 75 76 77 78 79 80 81 82 83 84 85 86 87 88 89 90 91 92 93 94 95 96 97 98 99 100

mf **pp** **mf**

New Notes B and D

2nds up and down
from Treble C



Sight-Reading

Play and say the note names as quickly as you can, 3 times each day. Use the correct fingering.



Picnic Ants

Like a march

Duet: Student plays one octave higher.

Like a march

Incomplete Measure

Some pieces of music begin and end with an **incomplete measure**.

- The first and last measures have fewer beats than shown by the time signature.
- The combined beats of both measures equal one full measure.
- The first note is called an *upbeat* or *pick-up* note.

incomplete measure incomplete measure

upbeat

Count: 3 1 2 3 1 - 2



I Asked My Mother

CD 57/58 GM 29

With humor

Measure 1: *f* asked my moth-er for fif-ty cents, to see the

Measure 6: el-e-phant jump the fence. He jumped so high that he touched the

Measure 12: sky, and nev-er came back till the end of Ju-ly.

Measure 13: *3 1 8va*

Measure 14: *3 1 8va*




Closer Look

Write the counts below the first line of music in I Asked My Mother.

↑ Press damper pedal and hold to end.

It's a Brand-New Day!



With energy

f It's a brand - new day; shout, "Hip, hip, hoo - ray!"

1 2 3 LH over

5 2

5

5 4 3 2

I can play both sharps and flats; they're no mys - ter - y.

1 1

Duet: Student plays one octave higher.

With energy

CD 71/72
GM 36

RH

LH *mf*

5 4 3 2 1

5 4 3 2 1

9

13

17

21

pp

mf

mp

5-1

9

When *p* I play so well, ev-'ry-one can tell,

5 1 2 3 LH over

13

f I could play all night and day. *p* It's plain to see I'm here to stay, *f* yes

5 3 5 3 LH over

17

mu-sic is the thing for me.

5 4 LH over

21

mf (Silence)

5 4 4 3 3 Move 8va

1 2 3 5 ↑ Press damper pedal and hold to end.



Closer Look

Find and name 3 different flats in It's a Brand-New Day. _____

Find and name 2 sharps. _____