

patterns for fun

Book 2

Paul Sheftel and Vera Wills

Contents

	Page
Billows	22
Chords by the Hordes.....	14
Fishin' for the Third Position.....	18
It's Great to Syncopate.....	20
Mad for that Triad.....	4
Motions.....	2
Patterns.....	16
Position Shift Rock.....	12
Ripples	6
Swirls.....	9

Alfred Music
P.O. Box 10003
Van Nuys, CA 91410-0003
alfred.com



© Copyright MCMLXXXII by Hinshaw Music, Inc.
© Copyright assigned MCMXC to Alfred Music
All rights reserved

No part of this book shall be reproduced, arranged, adapted, recorded, publicly performed, stored in a retrieval system, or transmitted by any means without written permission from the publisher. In order to comply with copyright laws, please apply for such written permission and/or license by contacting the publisher at alfred.com/permissions.

motions

Building Blocks

1. 2.

R.H. 

3.

L.H. 

Comments

- The following exercises are suggested in preparation for playing the right hand:



- Measure 6 can be understood as a sequence of measure 5.
- In measures 5 and 6 the left hand is a downward sequence of building block 3. The following preparation is suggested:




5 5 5 5 5 1 5 1 5 1 5 1

- Pedal is indicated for the first two measures. Continue the same throughout.

Activity

- Continue the melodic sequence in measures 5 and 6 in the following manner:



etc.

- Play as a single line and then add 6ths.
- The following is the beginning of a melodic improvisation which may be continued freely. Use building block 3 as the left-hand accompaniment.



etc.

motions

Moderato

5 1 5 1

5 2 1 2 etc.

5

9

13

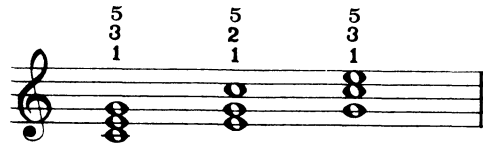
17

gva -----

gva -----

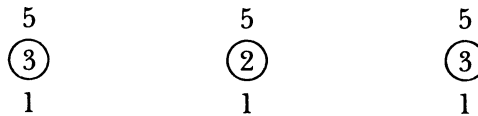
mad for that triad

Building Blocks



Comments

- To practice the building block: C on the bottom – C on top – C in the middle.
- Use finger pattern:



(Remember: second position – second finger!)

- When you are able to play the C major chord in different positions without looking at the keyboard, play the same pattern starting on F and G.
- Left-hand note matches root of chord in right hand (C chord has C in bass, etc.). Practice this way first, then play piece as written, adding the “filler” notes in the left hand.

Activity

- Play triad inversions using A, D, and E major chords. These chords all feel alike since they each have one black key. Try transposing *Mad for That Triad* to A major using A, D, and E major chords.

mad for that triad

Bounce along

1

5 3 1 5 2 1 5 3 1

R.H. staccato throughout

3

5

3

10

8va. 7

8va. 8