

PREFACE

We are proud to present this latest revision of **THE MUSIC TREE**, the most carefully researched and laboratory-tested series for elementary piano students available, now adapted for English and Australian students by Nadia Lasserson. This edition combines the best of the old and the new—a natural, child-oriented sequence of learning experiences that has always been the hallmark of Frances Clark materials, combined with new music of unprecedented variety and appeal. Great pedagogy and great music—a winning combination!

THE MUSIC TREE consists of the eight books listed below, to be used in sequence. Each has a textbook and an activities book to be used together:

TEXTBOOKS	ACTIVITIES BOOKS
TIME TO BEGIN (the primer)	TIME TO BEGIN ACTIVITIES
MUSIC TREE 1 (formerly A)	ACTIVITIES 1
MUSIC TREE 2A (formerly B)	ACTIVITIES 2A
MUSIC TREE 2B (formerly C)	ACTIVITIES 2B











Used together, these companion volumes provide a comprehensive plan for musical growth at the piano and prepare for the intermediate materials that follow at Levels 3 and 4.

We are deeply indebted to the students and faculty of The New School for Music Study and the Southern Methodist University Preparatory Department, who have been the inspiration and proving ground for this new edition, and to our educational consultants who have reviewed and tested the materials at every step of their development.

These are among the last materials on which Frances Clark was able to work personally, and it is to her memory that the books are lovingly dedicated.

It is our hope that **THE MUSIC TREE** will provide for you the same success and delight in teaching that we have experienced, and that your students will share with ours the excitement of this new adventure in learning.

CONTENTS


	Unit 1				
	READING				
	Naming Notes	4		Accompanying and Transposing	36
	Copying	5		RHYTHM	
	Matching	5		Walking and Counting Quavers	37
	RHYTHM			ADVENTURES IN SIGHT-PLAYING	38
	Learning about Quavers	6		WORD CHAIN	39
	Counting and Playing Quavers	7			
	SIGHT-PLAYING	8		Unit 7	
	WORD CHAIN	9		READING	
	Unit 2			Naming Notes	40
	THEORY			Spot-Placing around High G and Low F	41
	Semitones	10		THEORY	
	Whole Tones	11		Accompanying and Transposing	42
	Major 5-Finger Patterns	12-13		RHYTHM	43
	RHYTHM			SIGHT-PLAYING	44
	Walking and Counting Quavers	14		WORD SEARCH	45
	ADVENTURES IN SIGHT-PLAYING	15		Unit 8	
	UNIT 3			READING	
	THEORY			Spot-Placing around High G and Low F	46
	Minor 5-Finger Patterns	16-17		Playing Intervals around High G and Low F	47
	Using Perfect 5ths to Accompany Melodies	18		Copying Music	47
	RHYTHM			RHYTHM	
	Walking and Counting Quavers	19		Learning about Dotted Crotchets	48
	Rhythm Detective	20		Playing Dotted Crotchets	49
	SIGHT-PLAYING	21		THEORY	
	UNIT 4			Accompanying and Transposing	50
	THEORY			ADVENTURES IN SIGHT-PLAYING	51
	Major and Minor Triads	22		Unit 9	
	Non-Triad Notes	23		READING	
	Accompanying and Transposing	24		Spot-Placing around High G and Low F	52
	RHYTHM			Playing Intervals around High G and Low F	52
	Walking Quavers	24		Copying Music	53
	Counting Quavers	25		THEORY	
	Rhythm Detective	25		Accompanying and Transposing	53
	ADVENTURES IN SIGHT-PLAYING	26		RHYTHM	
	FOLLOW THE PATHWAY	27		Walking Dotted Crotchets	54
	UNIT 5			Counting Dotted Crotchets	55
	THEORY			Matching	55
	Accompanying with Tonic and Dominant	28-29		SIGHT-PLAYING	56
	RHYTHM			CROSSWORD PUZZLE	57
	Walking and Counting Quavers	30		Unit 10	
	Rhythm Detective	31		READING	
	SIGHT-PLAYING	32		Naming Notes	58
	MATCHING	33		Playing Intervals around High G and Low F	59
	DECODING	33		Copying Music	59
	UNIT 6			RHYTHM	
	READING			Learning about Quaver Rests	60
	Learning Two New Landmarks			Counting and Playing Quaver Rests	61
	Low F and High G	34-35		THEORY	62
	THEORY			Accompanying and Transposing	63
				SIGHT-PLAYING	
				GLOSSARY	64

UNIT ONE



Reading

Naming Notes



Circle the correct music for each group of letter names.





G C D




F A C





F G D




G B D



G D E




C E F




Reading

Two New Landmarks: Low F and High G



Fill in all the G's. Then circle the **High G's**.



Fill in all the F's. Then circle the **Low F's**.

