












CONTENTS

	1 Discoveries: The Key of C Major; The Interval of a 6th				
	<i>Frolic</i>	4			
	<i>High Dive</i>	4			
	<i>Hot Air Balloons</i>	5			
	<i>Hot Cross Buns</i>	5			
	Using What You Have Discovered				
	<i>Shepherd Pipes</i>	6			
	<i>Alouette</i>	7			
	<i>Sighing Song</i>	8			
	<i>Boogie</i>	9			
	<i>Musette</i>	10			
	Warm-Ups	10			
	2 Discoveries: The Key of G Major; Triplets				
	<i>Frolic</i>	11			
	<i>High Dive</i>	11			
	<i>Marching</i>	12			
	Using What You Have Discovered				
	<i>On Parade</i>	13			
	<i>Goin' Home</i>	15			
	<i>Old Brass Wagon</i>	16			
	<i>Haunted House</i>	16			
	Warm-Ups	16			
	3 Discoveries: The Key of F Major; Changing from a 5-Finger Position to a 6th (moving the thumb away from the hand); Using 6ths in an Accompaniment				
	<i>Frolic</i>	17			
	<i>High Dive</i>	17			
	<i>Tom-Toms</i>	18			
	<i>Festive Dance</i>	19			
	Using What You Have Discovered				
	<i>In a Russian Village</i>	19			
	<i>Star Wars</i>	20-21			
	<i>Tall Pines</i>	22			
	<i>Majestic Triads</i>	23			
	Warm-Ups	23			
	4 Discoveries: The Key of D Major; Changing from a 5-Finger Position to a 6th (moving the hand away from the thumb); More About Using 6ths in an Accompaniment				
	<i>Frolic</i>	24			
	<i>High Dive</i>	24			
	<i>More Tom-Toms</i>	25			
	<i>Go Tell Aunt Rhody</i>	26			
	Using What You Have Discovered				
	<i>Rumpelstiltskin</i>	26			
	<i>Skip to My Lou</i>	27			
	<i>The Duke of York</i>	28-29			
	<i>Lefty's Rock</i>	29			
	<i>Five o' Six Stomp</i>	30			
	Warm-Ups	30			
	5 Discovery: The Key of B-flat Major				
	<i>Frolic</i>	31			
	<i>High Dive</i>	31			
	Using What You Have Discovered				
	<i>Bells</i>	32			
	<i>Puff (the Magic Dragon)</i>	33			
	<i>March of the Toreadors</i>	34			
	<i>Celtic Harps</i>	35			
	Warm-Ups	35			
	6 Discovery: Compound Time Signatures				
	<i>Lost</i>	36-37			
	Using What You Have Discovered				
	<i>Beautiful Dreamer</i>	37			
	<i>Hero's Song</i>	38			
	<i>Relay Race</i>	38-39			
	<i>De Minor Rock</i>	40			
	<i>Crystals</i>	41			
	Warm-Ups	41			
	7 Discoveries: Crossing Finger 2 over the Thumb				
	<i>Over and Over Again</i>	42			
	Using What You Have Discovered				
	<i>Jericho</i>	43			
	<i>Blow The Man Down</i>	44			
	<i>You Light Up My Life</i>	45			
	<i>Wind Up</i>	46			
	Warm-Ups	46			
	8 Discovery:  in 6/8				
	<i>Persistent</i>	47			
	Using What You Have Discovered				
	<i>Fiddle-Dee-Dee</i>	48			
	<i>The Irish Washerwoman</i>	48			
	<i>Row, Row, Row Your Boat</i>	49			
	<i>Bobo's Boogie</i>	50			
	<i>Clouds Float</i>	51			
	Warm-Ups	51			
	9 Discovery: Crossing Fingers 3-2 over the Thumb				
	<i>To the Fair</i>	52			
	<i>Rock Climbing</i>	52			
	Using What You Have Discovered				
	<i>Etude in C</i>	53			
	<i>Skating on the Pond</i>	54			
	<i>Rock with Chip</i>	55			
	<i>Jazzin'</i>	56			
	Warm-Ups	56			
	10 Discovery: Sliding the Thumb Under				
	<i>Up and Away</i>	57			
	<i>Drifting</i>	57			
	Using What You Have Discovered				
	<i>Medieval March</i>	58			
	<i>America</i>	59			
	<i>The Wind Beneath My Wings</i>	60-61			
	<i>Aztec Dance</i>	62			
	<i>Celebration</i>	63			
	<i>Slowdown Blues</i>	64			
	Warm-Ups	64			

1. The Key of C Major

Frolic is in the key of C major.

Its tonic is C and it uses all the notes of that key.



Frolic

On this keyboard, an X is marked on each key used in *Frolic*.

When the notes of a major key are arranged in alphabetical order from tonic to tonic, they form the MAJOR SCALE.

Major scales are made of whole tones except for two semitones.


The semitones always come between degrees 3-4 and 7-1.

High Dive uses the C major scale, up and down from tonic to tonic.


High Dive

1. The Key of D Major

Here is *Frolic* again, this time in the key of D major. Its tonic is now D, and it uses all the notes of that key.



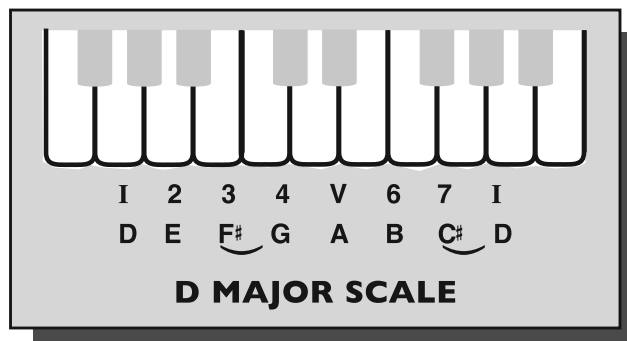
Frolic



On this keyboard, mark an X on each key used in *Frolic*.

Watch out for F# and C#!

To follow the major scale pattern in D major, F and C are sharpened.



Mark the two semitones on this keyboard.



KEY SIGNATURE

The F# and C# at the beginning of each line tell us to sharpen all the F's and C's in the piece.

Here is *High Dive* again, this time using the D major scale. Circle the key signature and the F's and C's you will sharpen.

High Dive

